



- CONMEBOL -  
**LIBERTADORES™**  
FEMENINA  
2021

THE GLORY BELONGS TO THEM™



# CONTENTS

<b>CHAPTER 1 – CONMEBOL Libertadores Femenina 2021</b>	
a. Introduction.....	8
b. Activities of the CONMEBOL Development Directorate .....	9
c. Venues .....	10
d. Current Format.....	11
e. Participating Teams .....	12
f. Groups .....	18
g. Table of Results of the Group Stage.....	19
<b>CHAPTER 2 – TECHNICAL ANALYSIS OF THE FINAL STAGE .....</b>	<b>22</b>
a. Results of the Final Stage .....	22
b. Statistics of Matches in the Final Stage .....	24
c. General Technical Analysis of the Final Stage .....	34
i. Formations .....	35
ii. Defensive Behaviour.....	38
iii. Attacking Behaviour .....	39
iv. Set play .....	41
v. Goal Analysis .....	43
d. Playing Trends Throughout the Tournament.....	46
<b>CHAPTER 3 – ANALYSIS OF TEAMS IN THE FINAL STAGE .....</b>	<b>48</b>
a. Alianza Lima (PER) .....	50
b. Avaí Kindermann (BRA) .....	52
c. Cerro Porteño (PAR).....	54
d. Corinthians (BRA) .....	56
e. Deportivo Cali (COL).....	58
f. Ferroviária (BRA) .....	60
g. Independiente Santa Fe (COL) .....	62
h. Club Nacional de Fútbol (URU).....	64
<b>CHAPTER 4 – GENERAL STATISTICAL DATA OF THE FINAL STAGE.....</b>	<b>66</b>
<b>CHAPTER 5 – RESULTS .....</b>	<b>70</b>
<b>CHAPTER 6 – AWARDS .....</b>	<b>72</b>
a. Best 11.....	72
b. Tournament Top Scorers .....	73
c. Player of the Tournament.....	73
<b>CHAPTER 7 – APPENDICES .....</b>	<b>74</b>
a. Digital Milestones.....	74
b. Broadcasts of the Tournament .....	74
c. Medical and Anti-doping Committee .....	75
d. Refereeing .....	79
<b>GLOSSARY .....</b>	<b>82</b>

# TABLE OF FIGURES

1 - Historic Ranking for the 2021 Edition.....	11	triangles .....	39
2 - Allocation of slots for the 2021 Edition.....	11	e - Example: Attacking behaviour, wing play .....	40
3 - Participating Teams.....	12	f - Example: Set play situation, Corner kick (Mixed Marking) .....	42
4 - Groups.....	18	g - Example: Set play situation, Corner kick (Zonal Marking) .....	42
5 - Table of Results of the Group Stage .....	19		
6 - Table of Results of the Group Stage to Qualify for the Quarter-Finals .....	20		
7 - Results of the Final Stage.....	22		
<b>Statistics of matches in the Final Stage</b>		<b>Goal Analysis</b>	
8 - Match No. 25 Quarter-Finals		18 - Playing position in goals scored .....	43
Cerro Porteño vs. Ferroviária .....	25	19 - Time of goals scored .....	44
9 - Match No. 26 Quarter-Finals		20 - Time of goals scored in added time.....	44
Avaí Kindermann vs. Independiente Santa Fe.....	26	21 - Penalties in regular time .....	44
10 - Match No. 27 Quarter-Finals		22 - Penalty shootout (Final Stage).....	44
Deportivo Cali vs. Nacional .....	27	23 - Phase of play for goals.....	45
11 - Match No. 28 Quarter-Finals		24 - Goal types .....	45
Corinthians vs. Alianza Lima.....	28		
12 - Match No. 29 Semi-Finals		<b>Analysis of Teams in the Final Stage</b>	
Ferroviária vs. Independiente Santa Fé .....	29	25 - <b>Alianza Lima</b> .....	50
13 - Match No. 30 Semi-Finals		a - Phase of play for goals .....	51
Nacional vs. Corinthians.....	30	b - Goals per playing position .....	51
14 - Match No. 31 Third and Fourth place		c - Average goals per match.....	51
Nacional vs. Ferroviária.....	31	d - Time of goals scored.....	51
15 - Match No. 32 Final		e - Scorers .....	51
Independiente Santa Fe vs. Corinthians .....	32	26 - <b>Avaí Kindermann</b> .....	52
		a - Phase of play for goals .....	53
<b>General Technical Analysis</b>		b - Goals per playing position .....	53
16 - Most used formation in the tournament .....	34	c - Average goals per match.....	53
17 - Variants used by teams in their formation .....	35	d - Time of goals scored.....	53
a - Example: 1-4-4-2 formation .....	36	e - Scorers .....	53
b - Example: Rhombus formation.....	37	27 - <b>Cerro Porteño</b> .....	54
c - Example: Defensive behaviour, mid/high block.....	38	a - Phase of play for goals .....	55
d - Example: Attacking behaviour,		b - Goals per playing position .....	55
		c - Average goals per match.....	55



d - Time of goals scored.....	55	36 - Average shots off target per match.....	66
e - Scorers .....	55	37 - Total shots off target .....	66
<b>28 - Corinthians .....</b>	<b>56</b>	38 - Average shots per match.....	66
a - Phase of play for goals .....	57	39 - Total shots .....	66
b - Goals per playing position.....	57	40 - Average time of possession per match.....	66
c - Average goals per match.....	57	41 - Average first touches per match.....	66
d - Time of goals scored.....	57	42 - Average passes per match.....	66
e - Scorers .....	57	43 - Total passes .....	66
<b>29 - Deportivo Cali .....</b>	<b>58</b>	44 - % of completed passes per match.....	67
a - Phase of play for goals .....	59	45 - Average passing lines per match.....	67
b - Goals per playing position .....	59	46 - Longest passing line.....	67
c - Average goals per match.....	59	47 - Average corner kicks per match.....	67
d - Minutos de los goles convertidos .....	59	48 - Total corner kicks.....	67
e - Scorers .....	59	49 - Average fouls per match .....	67
<b>30 - Ferroviária.....</b>	<b>60</b>	50 - Total fouls .....	67
a - Phase of play for goals .....	61	51 - % of saves per match .....	67
b - Goals per playing position .....	61	52 - Total saves per match .....	67
c - Promedio de goles por partido .....	61	53 - Average saves per match.....	67
d - Time of goals scored.....	61	54 - Totals of the Final Stage .....	68
e - Scorers .....	61	55 - Results of the 2021 edition .....	69
<b>31 - Independiente Santa Fe.....</b>	<b>62</b>	56 - RHistoric results of the	
a - Phase of play for goals .....	63	CONMEBOL Libertadores Femenina .....	70
b - Goals per playing position .....	63	57 - Best 11 .....	72
c - Average goals per match.....	63	58 - Top scorers in the Tournament.....	73
d - Time of goals scored.....	63	59 - Average goals .....	73
e - Scorers .....	63		
<b>31 - Nacional .....</b>	<b>64</b>		
a - Phase of play for goals .....	65		
b - Goals per playing position .....	65		
c - Average goals per match.....	65		
d - Time of goals scored.....	65		
e - Scorers .....	65		

**STATISTICAL DATA OF THE FINAL STAGE**

32 - Average goals per match .....	66
33 - Total goals.....	66
34 - Average shots on target per match .....	66
35 - Total shots on target.....	66





# PREAMBLE

In 2009, the CONMEBOL Libertadores Femenina held its first edition in Brazil, with just 10 participating clubs, with each country allocated one place. At that time, it was one of the only continental competitions between women's clubs worldwide. The first edition of the competition was a seed planted with the hope of encouraging the growth of women's football in South America, and globally, for future generations. Thirteen years later, the CONMEBOL Libertadores Femenina has gone from being a competition with 10 teams to one with 16 teams, and it is renowned as the most prestigious international women's football club tournament in South America. With each edition, the competition evolves, distinguishes itself, and manages to conquer the hearts and passion of fans all over the continent. At each edition, we see a more competitive, more visible, and more glorious tournament.

The CONMEBOL Libertadores Femenina is part of the work of CONMEBOL to develop women's football in South America. We are continuing the work of developing women's football through these three pillars: (1) Strengthening competitions; (2) Training our talent; y (3) Generating loyalty towards and positioning women's football. We aim to offer spaces and opportunities in order for girls and women to develop as

athletes and as people, both on and off the pitch.

Furthering the efforts of this aim to promote and encourage women's football, in 2020, the Development Directorate of CONMEBOL launched the first edition of the CONMEBOL Libertadores Femenina. Its aim was to commemorate the evolution of this great tournament and highlight the technical characteristics of the 2020 edition. The document we are presenting today is the second edition of the magazine relating to the CONMEBOL Libertadores Femenina 2021. In this report, you will find a summary of the 2021 edition of the tournament and a technical analysis of the teams that reached the quarter-finals.

The CONMEBOL Libertadores Femenina 2021 represents the culmination and celebration of the work and dedication of all the players, coaches and clubs that qualified for this great tournament.

This tournament represents the dreams of all the players who compete for victory and glory.





# CHAPTER 1

## INTRODUCTION PARTICIPATING TEAMS AND MILESTONES

### CONMEBOL LIBERTADORES FEMENINA 2021

The 2021 edition of the CONMEBOL Libertadores Femenina conquered great achievements, milestones and challenges. The tournament was held in the city of Asunción between 3 and 18 November, whilst the final took place in the city of Montevideo on 21 November in the Gran Parque Central Stadium. The 2021 edition of the CONMEBOL Libertadores Femenina faced the continuous challenges of the COVID-19 pandemic, and was held in a social bubble. However, despite these challenges, this edition achieved many firsts, which encouraged the development and positioning of women's football in South America and worldwide.

For the first time, VAR was used for a women's football match in CONMEBOL tournaments, an important milestone for the development and progress of South American refereeing. Also for the

first time, the finals of the CONMEBOL Sudamericana, the CONMEBOL Libertadores Masculina and the CONMEBOL Libertadores Femenina took place at the same venue, with the aim of aligning the finals and positioning women's football at the same level of importance as men's football. And another important milestone that also took place for the first time, was a women's football seminar, in order to bring together benchmarks within women's football, and develop knowledge of it on and off the pitch.

The final took place at the Gran Parque Central Stadium, in Montevideo, Uruguay, between Independiente Santa Fe de Colombia and Sport Club Corinthians Paulista, a Brazilian team, which was crowned champion of the competition and three-time champion in the history of the competition, winning 2-0.



## DEVELOPMENT ACTIVITIES

### DESARROLLO DEL FÚTBOL FEMENINO FUERA DE LA CANCHA

#### UN Women's Talk

CONMEBOL joined the campaign "Unite to end violence against women," launched by United Nations (UN) – Paraguay, aimed at raising awareness about this scourge that affects girls and women around the world.

In that regard, Rosana Gómez, Head of Women's Football at CONMEBOL, took part in the first virtual talk on Thursday 28 October, which involved the representation of players and coaching staff from the teams that will aim for glory in the CONMEBOL Libertadores Femenina 2021.

Gómez, a former professional football player, outlined the support of CONMEBOL towards the initiative and

highlighted the efforts of the women and children who pursue their dreams, motivating the different squads to not give up in the fight for the development and positioning of women's football.

The gender specialist for the UN - Paraguay, Gabriela Schvartzman, accompanied by Carmen Vallejo and Elisa Filippini; provided the topics of the discussion aimed at providing basic tools to join this commitment against any kind of violence against women. CONMEBOL wishes to reiterate its



commitment to fight violence against girls and women, through education in awareness-raising discussions during its tournaments and by opening up spaces for the integral progress and development of women through football, the world's healthiest and most beautiful sport.

#### SEMINAR OF WOMEN'S FOOTBALL CLUBS

CONMEBOL organised the Seminar of Women's Football Clubs at the Fan Embassy.

The event took place in Montevideo on 21 November, within the framework of the final of the CONMEBOL Libertadores Femenina 2021.

This seminar brought together football representatives from the region, from FIFA, the President of CONMEBOL, Alejandro Domínguez, and the Vice President of the Oriental Republic of Uruguay, Beatriz Argimón.

The Legal Director and Deputy Secretary-General of CONMEBOL, Monserrat Jiménez, gave the opening remarks on the vision of women's club football for South America. Then, the Argentine case on the labour matters of their footballers was presented, also highlighting the cases of the Paraguayan Football Association and the Uruguayan Federation, which managed to successfully include a sponsor in the name of its women's tournament. The event

also looked at the case of Corinthians, whose handling of marketing of the women's team and its players is an example to follow in the region.

FIFA contributed its global vision to the Seminar of Women's Football Clubs of CONMEBOL, acknowledging that the club tournament is vital for the growth of women's football. "Tournaments are essential driving forces for this development", explained Sarai Bareman, Chief Women's Football Officer for FIFA. After Bareman's remarks, David Peradalta, FIFA Senior Professionalisation Manager

for Women's Football Development, and Andres Portabella, FIFA Women's Football and Professional Football Advisor, took to the stage at the Fan Embassy in Montevideo.

Portabella praised the development and execution of the CONMEBOL Libertadores Femenina, which was held in Asunción on 3 and 18 November, and that CONMEBOL moved the final match to Montevideo, with the aim of gaining status for the final and aligning it with the finals of the CONMEBOL Sudamericana and of the CONMEBOL Libertadores Masculina.






# THE COMPETITION


## Venues

### GROUP STAGE

Asunción - Paraguay



Stadium  
**Arsenio Erico**  
Club Nacional



Stadium  
**Manuel Ferreira**  
Club Olimpia

### FINAL STAGE

Montevideo - Uruguay



Stadium  
**Gran Parque Central**  
Club Nacional

# FORMAT

In the first stage, the Group Stage, the 16 participating clubs competed in a format of four groups with four clubs in each, playing a single round of matches. The first and second place teams in each group went through to the second stage, the Final Stage, where the Quarter-Finals, Semi-Finals, and Final were played.

The 16 places for the CONMEBOL Libertadores Femenina was allocated as

follows:

- **One for each country**
- **One for the champion of the previous edition (2020)**
- **One for the host country**
- **Four for the countries in the top four positions in the ranking**

Each country (10 countries) has a place, occupying 10 of the 16 places for the tournament. The other six places are assigned to the champion of the

previous edition, the host country, and the countries located in the top four positions of the ranking.

As in the previous edition, the historic ranking of countries was used to define the allocation of the four additional places. A ranking was defined using historic participation, with an allocation of points according to the position. For the 2021 edition of the CONMEBOL Libertadores Femenina, the Historic Ranking according to the criteria was:

COUNTRY	POSITION	POINTS
Brazil	1°	220
Chile	2°	136
Colombia	3°	120
Paraguay	4°	104
Argentina	5°	90
Venezuela	6°	77
Ecuador	7°	60
Uruguay	8°	43
Bolivia	9°	38
Peru	10°	29

## Allocation of places

COUNTRY	TEAMS
Brazil	3 Teams (1 2021 place + 1 additional historical ranking place + 2020 Champion)
Chile	2 Teams (1 2021 place + 1 additional historical ranking place)
Colombia	2 Teams (1 2021 place + 1 additional historical ranking place)
Paraguay	3 Teams (1 2021 place + 1 additional historical ranking place + 1 additional host country place)
Argentina	1 Team (2021 Place)
Venezuela	1 Team (2021 Place)
Ecuador	1 Team (2021 Place)
Uruguay	1 Team (2021 Place)
Bolivia	1 Team (2021 Place)
Peru	1 Team (2021 Place)





## SAN LORENZO

- Buenos Aires, Argentina
- Las Santitas
- Eliana Andrea Medina (10)
- Rodrigo Martín Wilkins

### TEAM

- 1 Vanina Noemí **Correa**
- 2 Gisel Antonella **Vidal**
- 3 Milagros Soledad **Vargas**
- 4 Cintia Cecilia **López**
- 5 Naila Tatiana **Imbachi Martínez**
- 6 Sindy Noelia **Ramírez Acosta**
- 7 Florencia Macarena Anahí **Coronel**
- 8 Marícel **Pereyra**
- 10 Eliana Andrea **Medina**
- 11 Debora Vanesa **Molina**
- 12 Alicia Noemí **Bobadilla Aguilera**
- 13 Carolina Noemí **Imbrogiano**
- 14 Florencia Elizabeth **Salazar**
- 15 Rocío Luz **Vázquez**
- 16 Sabina Anabela **Coronel**
- 17 Jeannet María Macarena **Sánchez**
- 18 Karen Daiana **Puentes**
- 19 Juana María Fonseca **Gimenez**
- 20 Nicole Janet **Hain Echeverría**



## REAL TOMAYAPO

- Tarija, Bolivia
- Las Tarijeñas
- Mónica Flores Labra (13)
- Tomás Antonio Rivas González

### TEAM

- 1 Paola Andrea **Álvarez Aguilar**
- 2 Mayra Rosa **Romero Marín**
- 3 Sarah **Sandoval Fernández**
- 4 Yessenia Alejandra **Cardozo Nieves**
- 5 Lizeth Karina **Benítez Maraz**
- 6 Yoselin Lizeth **Tejerina Trujillo**
- 7 Yoselin **Portalez Peralta**
- 8 Zulma Eliana **Copa Castro**
- 9 Marlene Flores **Segovia**
- 10 Olga **Sandoval Fernández**
- 11 María Nidia **Segovia León**
- 12 Flavia Fernanda **Morales Guzmán**
- 13 Mónica **Flores Labra**
- 14 Ana **Huanca Coaquira**
- 15 Avigail Zara **Nina Delgado**
- 16 Silvia **Gutiérrez Calizaya**
- 17 Ana Paula **Rojas Huarayo**
- 18 Mariana **Caucota Castro**
- 19 Danny Katherin **Pedraza Avelado**
- 20 Yanina de los Angeles **López**



## SPORT CLUB CORINTHIANS PAULISTA

- São Paulo, Brasil
- El Timão
- Tamires Cassia Dias (14)
- Arthur José Ribas Elías

### TEAM

- 1 Natascha Jennifer **Honegger**
- 2 Katiuscia **Fernández Soares**
- 3 Ingrid Carolina **Frisanco**
- 4 Giovanna **Campielo Rocha**
- 5 Ingridy Fernanda **Silva De Lima**
- 6 Juliete **Silva De Oliveira**
- 7 Grazielle **Pinheiro Nascimento**
- 8 Diany Aparecida **Martins Xavier**
- 9 Jheniffer **Da Silva Cordinali Gouveia**
- 10 Gabriela María **Zanotti Demoner**
- 11 Erika Cristiano **Dos Santos**
- 12 Kemelli Trugilho **Firmiano Ferreira**
- 13 Carina **Gomes Fernández**
- 14 Tamires **Cássia Dias De Britto**
- 15 Yasmim **Assis Ribeiro**
- 16 Adriana **Leal Da Silva**
- 17 Victoria **Albuquerque De Miranda**
- 18 Gabrielle **Jordao Portilho**
- 19 Poliana **Barbosa Medeiros**
- 20 Andressa **Cavalari Machry**



## AVAÍ KINDERMANN

- Santa Catarina, Brasil
- Leoas
- Tuani Lemos Ramos (4)
- Rodolfo Machado De Souza

### TEAM

- 1 Barbara **Do Monte Barbosa**
- 2 Geovana **Da Silva**
- 3 Carla Beatriz **Alves Da Cruz**
- 4 Tuani **Lemos Ramos**
- 5 Tauane **Sousa Gomes**
- 6 Karina Thamiris **Pereira Da Silva**
- 7 Patricia De Jesús **Camargo Derrico**
- 8 Vilma **Do Nascimento**
- 9 Leticia **Silva Amador**
- 10 Camila **Silva Soares**
- 11 Catyellen **Victor De Souza**
- 12 Leticia **Bussatto**
- 13 Barbara **Santos De Melo**
- 14 Claudiane **Campos Souza**
- 15 Sthephanie **Silva De Assis**
- 16 Thais **Dos Santos Da Silva**
- 17 Fernanda **Bazzi**
- 18 Cassia **Moura Soares**
- 19 Simeia **Alves Da Silva**



## FERROVIÁRIA FUTEBOL S/A

- São Paulo, Brasil
- Guerreiras Grená
- Gessica Do Nascimento (19)
- Roberta Batista

### TEAM

- 1 Luciana María **Dionizio**
- 2 Monalisa Reis **Carvalho Belem**
- 3 Ana Alice **Luciano Da Silva**
- 4 Luana Sartorio **Menegardo**
- 5 Daiane **Rodrigues**
- 6 Ana María **Barrinha**
- 7 Aline Milene **De Lima**
- 8 Sâmia Priscila **Dos Santos Farias**
- 9 Ludmila **Barbosa Da Silva**
- 10 Patricia **Da Silva Sochor**
- 11 Raquel **Fernández Dos Santos**
- 12 Lucilene **Rodrigues Dos Santos**
- 13 Carolina **Tavares Vieira**
- 14 Maisa Aparecida **Caverzan**
- 15 María Eduarda **Batista De Queiroz**
- 16 Yasmin **Cosmann**
- 17 Rafaela Cristina **Silva Pereira**
- 18 Larissa **Pereira Da Cruz**
- 19 Gessica **Do Nascimento**
- 20 Suzane **Lira Pires**



## SANTIAGO MORNING F.F.

- Santiago, Chile
- El Chago
- Su Helen Ignacia Galaz (15)
- María del Mar Fernández Montero

### TEAM

- 1 Gabriela Fernanda **Borquez Vargas**
- 3 Constanza Isabela **Vázquez**
- 4 Barbara **Muñoz Bustamante**
- 5 Laura Valentina **De La Torre Tovar**
- 6 Geraldine Francisca **Leyton López**
- 7 Ludmila **Manicler**
- 8 Karen Andrea **Araya Ponce**
- 9 Yenny Andrea **Acuña Berrios**
- 10 Nicole Denise **Fajre Biggs**
- 11 Rosario **Balmaceda Holley**
- 12 Fernanda Belén **Cárdenas Rivera**
- 13 Renata Bruna **Ferreira Da Silva**
- 14 Daniela Andrea **Pardo Moreno**
- 15 Su Helen Ignacia **Galaz Espinoza**
- 16 Javiera Catalina **Roa Silva**
- 17 Marcela Alejandra **Pérez García**
- 18 Valentina Arlette **Navarrete Acuña**
- 19 Isidora Jeanette **Hernández Merino**
- 20 Ambar Andrea **Soruco Córdova**





## UNIVERSIDAD DE CHILE F.F

- Santiago, Chile
- Las Leonas / La U de Chile
- Fernanda Paz Pinilla Roa (17)
- Carlos Alberto Véliz

### TEAM

- 1 Nataliza Campos Fernández
- 2 Karen Paola Fuentes Gómez
- 3 Ignacia Durán
- 4 Sofía Ignacia Hartard Ojeda
- 5 Claudia Paola Soto Figueroa
- 6 Fernanda Andrea Ramírez Mellado
- 7 Yael Damaris Oviedo
- 8 Denisse Orellana Betancourt
- 9 Llanka Montserrat Groff Díaz
- 10 Yessenia Andrea López López
- 11 Michelle Eingel Olivares Acevedo
- 12 María Fernanda Zúñiga Cifuentes
- 13 Marcela Alejandra Cortes Agurto
- 14 Ana Gabriela Gutiérrez Díaz
- 15 Sonya Camila Keefe Navarro
- 16 Montserrat González Flores
- 17 Fernanda Paz Pinilla Roa
- 18 Barbara Virginia Sánchez Rondon
- 19 Rebeca Fernández Valiente
- 20 Natalia Millaray Cayupan Reuque



## DEPORTIVO CALI

- Colombia
- Las Verdiblancas
- Carolina Arias Vidal (17)
- Angie Verónica Vega Franco

### TEAM

- 1 Priscilla Natalia Tapia Castillo
- 2 María Alejandra Peraza Romero
- 3 Kelly Johana Caicedo Alegría
- 4 Ángela Corina Clavijo Silva
- 5 Daniela Montoya Quiroz
- 6 Paula Andrea Medina Jiménez
- 7 Lorena Bedoya Durango
- 8 María Camila Reyes Calderon
- 9 Tatiana Ariza Díaz
- 10 Manuela González
- 11 Laura Aguirre Montoya
- 12 Ángela Tatiana Acosta Suárez
- 13 María Edith Morales Vargas
- 14 Laura Daniela Orozco Vidal
- 15 Linda Lizeth Caicedo Alegría
- 16 Jorelyn Daniela Carabali Martínez
- 17 Carolina Arias Vidal
- 18 Ingrid Jobana Guerra Meneses
- 19 Farlyn Fernanda Caicedo Quiñonez
- 20 Kelly Andrea Iburguren



## INDEPENDIENTE SANTA FE

- Colombia
- Las Leonas
- Fany Mabel Gauto C. (10)
- Albeiro Erazo Barrera

### TEAM

- 1 Yessica Velásquez Calderón
- 2 Johanny Liceth Muñoz Redondo
- 3 Leivis Ramos Galvis
- 5 Nubiluz Rangel Quintero
- 6 Nancy Viviana Acosta Nuñez
- 7 Diana Marcela Celis González
- 8 Nelly Johana Córdoba Balanta
- 9 Joemar Guarecuco Barroso
- 10 Fany Mabel Gauto Caballero
- 11 Liana Milena Salazar Vergara
- 12 Luz Katherine Tapia Ramírez
- 13 Jessica Fernanda Peña Banguero
- 14 Mónica Ramos Santana
- 15 Gisela Robledo Gil
- 16 Ivonne Chacón
- 17 Yisela Cuesta Bejarano
- 18 Kena Marcela Romero Soto
- 19 Heidy Milena Mosquera Rivas
- 20 Naireus Nazareth Gutiérrez



## DEPORTIVO CUENCA

- Ecuador
- Las Leonas
- Madelin Stefanía Riera B. (11)
- Wendy Marina Villon M.

### TEAM

- 1 Andrea Estefanía Morán Quiñonez
- 2 Suany Abigail Fajardo Bustamante
- 3 Illiana Katherine Bowen Bravo
- 4 Justine Ayli Cuadra Gordon
- 5 Erika Elizabeth Gracia Minota
- 6 Samanta Carolina Aviles Zooller
- 7 Yosneidy Zambrano Mujica
- 8 Génesis Valdivieso Ostaiza
- 9 Nayely Nahomi Bolaños Vera
- 10 Jennifer Tatiana Bermeo Plasencia
- 11 Madelin Stefania Riera Bajaña
- 12 Sarai García Hernández
- 13 Nicole Karen Charcopa Sevillano
- 14 Inés María Jhonson Peña
- 15 Carla Elizabeth Capurro Quiñonez
- 16 María José Guisamano Mercado
- 18 Daniela Cajamarca Cordero
- 19 Milagro Yuleidi Barahona Rodríguez
- 20 Lisa Dellalie Campos Medina



## CERRO PORTEÑO

- Paraguay
- Ciclón
- Limpia Concepción F. (15)
- Tito Almada González

### TEAM

- 1 Gloria Stefani Saleb López
- 2 Camila Belén Arrieta Gómez
- 3 Luz María Silva Insrán
- 4 Karen Rocío Hermosilla Pereira
- 5 Marlene Beatriz Mendoza Bobadilla
- 6 Vanessa Arce Fretes
- 7 Verónica Alexandra Kurtz Martínez
- 8 Adriana Karina Martínez Aldana
- 9 Andrea Magali Brizuela Acosta
- 10 Ana Lucía Fleitas Martínez
- 11 Maribel Portillo Martínez
- 12 Yanna Noemí Servín León
- 13 Tais Karina Leiva Moraes
- 14 Mara Andrea Talavera Florentín
- 15 Limpia Concepción Fretes Cáceres
- 16 Antonia Belén Ríveros Brizuela
- 17 Analia Belén Ocampo Escobar
- 18 Jessica Dahiana Sánchez Cáceres
- 19 Lourdes Adriana González Oliveira
- 20 Yanina Noemí Servín León



## SOL DE AMÉRICA

- Paraguay
- Las Danzarinas
- Marialba José Zambrano S. (20)
- Pedro Aníbal Sosa

### TEAM

- 1 Isabel Rocío Ortiz Cañiza
- 2 Loren Ivanna Jara Cañete
- 3 Lorena Beatriz Alonso Ortiz
- 4 Havi Larisa Ibarra Hernández
- 5 Melina Mariel Moreno
- 6 Ana Andrea Rosmari Pereira Rodas
- 7 Celeste Estefanía Aguilera Gómez
- 8 María Natalia Barros
- 9 Talía Valenzuela
- 10 Nabila Perruchino Ferreira
- 11 Karina Beatriz Castellano
- 12 Soledad María Belotto Ale
- 13 Angelica Lujan Amarilla González
- 14 Ivana Elizabeth Mendoza Álvarez
- 15 Mirta Raquel Pico Enciso
- 16 Stephanie Lacoste Gularte
- 17 Jorgelina González Sanguina
- 18 Daiana Beatriz Chiclana Escobar
- 19 Gabriela Lujan Ibañez Nuñez
- 20 Marialba José Zambrano Saracual





## DEPORTIVO CAPIATÁ

- Capiatá, Paraguay
- Las Auriazules
- Tania Raquel Riso Ayala (5)
- DT Nelson Raúl Basualdo

### TEAM

- 1 Arianne **González Riveros**
- 2 Laurie Celeste **Cristaldo Núñez**
- 3 Edith Jorgelina **González Ramírez**
- 4 Sady Belén **Salinas Ayala**
- 5 Tania Raquel **Riso Ayala**
- 6 Rosalia Bautista **Godoy Fernández**
- 7 Greta Blanca **Avila Rivas**
- 8 Jennifer Camila **González Quintana**
- 9 María Luisa **Yegros González**
- 10 Liz Natalia **Peña Vargas**
- 11 María Soledad **Garay Cabrera**
- 12 Patricia Soledad **López Figueredo**
- 13 Natalia Soledad **Genes Martínez**
- 14 María Paz **Bogado Villalba**
- 15 Paola Fiorella **Gimenez Escobar**
- 16 Elena Magali **Rojas Bogado**
- 17 Tania Grisella **Espínola Jiménez**
- 18 Ninfa Claudeline **Valiente Abente**
- 19 Damia Elizabeth **Cortaza Gimenez**
- 20 Ramona Ygnacia **Martínez**



## ALIANZA LIMA

- Lima, Perú
- Las Blanquiazules
- Alison Milagros Reyes A. (14)
- DT Ali Samir Mendoza

### TEAM

- 1 Annie Estefany **Del Carpio Espinoza**
- 2 Marisol Andrea **Valderrama López**
- 3 Amparo **Chuquival Lizana**
- 4 Diana Carolina **Ospina Garcia**
- 5 Neidy Katherine **Romero Mendoza**
- 6 Catherine Susana **Bringas Zanzi**
- 7 Gladys **Dorador Inga**
- 8 Yoselin Rosa **Miranda Pun**
- 9 Adriana Andrea **Lucar Carrasco**
- 10 Sara Sofía **Martínez Restrepo**
- 11 Miryam Veruzhka **Tristan Mansilla**
- 12 Alexandra Mariela **Zamora Quispe**
- 13 Malena Fiorella **Valverde Salazar**
- 14 Alison Milagros **Reyes Altamirano**
- 15 Xiomara **Canales Porras**
- 16 Angie Fabiana **Yanten Riascos**
- 17 Anais **Vilca Bustamante**
- 18 Wendy Katherine **Bonilla Candelo**
- 19 Yomira Noemí **Tacilla Acosta**
- 20 Heide Marlene **Padilla Seballo**



## CLUB NACIONAL DE FOOTBALL

- Montevideo, Uruguay
- Las Bolsilludas
- Valeria Colman Carrizo (14)
- DT Diego Testas Fernández

### TEAM

- 1 Josefina Elisa **Villanueva Arias**
- 2 María Fátima **Barone Mora**
- 3 María Antonella **Ferradans Cayetano**
- 4 Angela Noemí **Gómez Lozano**
- 5 Sabrina **Soravilla Calvano**
- 6 Solange **Lemos Martínez**
- 7 Juliana **Viera Alzueta**
- 8 Karol Stefani **Bermudez**
- 9 Yamila **Badell Graña**
- 10 Esperanza **Pizarro Pagalday**
- 11 Luciana Daniela **Gómez Montans**
- 12 Agustina **Sánchez Miranda**
- 13 Leila Micaela **Domínguez**
- 14 Valeria **Colman Carrizo**
- 15 Sofía **Ferrada Barrios**
- 16 Romina **Soravilla Calvano**
- 17 Valentina Joselyn **Morales Melo**
- 18 Naiara Florencia **Ferrari Gómez**
- 19 Jennifer Cecilia **Gómez Zuluaga**
- 20 Maytel Selene **Costa Díaz**



## YARACUYANOS

- San Felipe, Venezuela
- Yaracuy
- Fabiola Frangelis Solorzano (2)
- DT Omar Antonio Ramírez

### TEAM

- 1 Krisbell Valesfka **Ladera Dugarte**
- 2 Fabiola **Solorzano Perozo**
- 3 Wilmary **Alvarado Hernández**
- 4 Anlly Ximena **Iglesias León**
- 5 Gismar **Colmenarez Castillo**
- 6 Yuhelmi María **Veloz Guevara**
- 7 Milagros Coromoto **Mendoza Díaz**
- 8 Virginia Alejandra **Mesa Molina**
- 9 Enyer Liannys **Higuera Brettis**
- 10 Kareleyn **Cadpdevila Briceño**
- 11 Dubraska Anais **Rivera López**
- 12 Lissa Yajaira **Cardozo Garcia**
- 13 Osmailyn **Borges Rojas**
- 14 Micheel Carolina **Baldallo Alvarado**
- 15 Paola Andrea **García Cáceres**
- 16 Leury Isabel **Basanta Gil**
- 17 Gabriela Hectibelis **Angulo Barreto**
- 18 Barbara Crisbelis **Martínez Flores**
- 19 Frankelly **Carpio**
- 20 Yessica **Rodríguez Gatica**



# GROUPS

GROUP A	
	Ferroviária (BRA)
	Sol de América (PAR)
	Deportivo Cuenca (ECU)
	Ind. Santa Fe (COL)
GROUP B	
	Cerro Porteño (PAR)
	Santiago Morning (CHI)
	Yaracuyanos (VEN)
	Kindermann / Avaí (BRA)
GROUP C	
	Deportivo Cali (COL)
	Alianza Lima (PER)
	Real Tomayapo (BOL)
	Universidad de Chile (CHI)
GROUP D	
	Corinthians (BRA)
	San Lorenzo (ARG)
	Nacional (URU)
	Deportivo Capiatá (PAR)

## TABLE OF RESULTS OF THE GROUP STAGE

DATE	STADIUM	TIME	#	G	MATCH	RESULTS		
Wednesday 3rd November	Manuel Ferreira Stadium	17:30	1	A	Ferroviária (BRA)	vs	Sol de América (PAR)	3x0
	Manuel Ferreira Stadium	17:45	2		Deportivo Cuenca (ECU)	vs	Ind. Santa Fe (ARG)	0x1
	Arsenio Erico Stadium	17:30	3	B	Cerro Porteño (PAR)	vs	Santiago Morning (CHI)	1x0
	Arsenio Erico Stadium	17:45	4		Yaracuyanos (VEN)	vs	Kindermann / Avaí (BRA)	0x4
Thursday 4th November	Manuel Ferreira Stadium	17:30	5	C	Deportivo Cali (COL)	vs	Alianza Lima (PER)	2x0
	Manuel Ferreira Stadium	17:45	6		Real Tomayapo (COL)	vs	Universidad de Chile (CHI)	0x6
	Arsenio Erico Stadium	17:30	7	D	Corinthians (BRA)	vs	San Lorenzo (ARG)	2x0
	Arsenio Erico Stadium	17:45	8		Nacional (URU)	vs	Deportivo Capiatá (PAR)	3x0
Saturday 6th November	Manuel Ferreira Stadium	17:30	9	A	Ferroviária (BRA)	vs	Deportivo Cuenca (ECU)	2x1
	Manuel Ferreira Stadium	17:45	10		Sol de América (PAR)	vs	Ind. Santa Fe (ARG)	0x2
	Arsenio Erico Stadium	17:30	11	B	Cerro Porteño (PAR)	vs	Yaracuyanos (VEN)	2x0
	Arsenio Erico Stadium	17:45	12		Santiago Morning (CHI)	vs	Kindermann / Avaí (BRA)	0x0
Sunday 7th November	Manuel Ferreira Stadium	17:30	13	C	Deportivo Cali (COL)	vs	Real Tomayapo (COL)	8x0
	Manuel Ferreira Stadium	17:45	14		Alianza Lima (PER)	vs	Universidad de Chile (CHI)	1x0
	Arsenio Erico Stadium	17:30	15	D	Corinthians (BRA)	vs	Nacional (URU)	5x1
	Arsenio Erico Stadium	17:45	16		San Lorenzo (ARG)	vs	Deportivo Capiatá (PAR)	1x0
Tuesday 9th November	Manuel Ferreira Stadium	17:30	17	A	Ind. Santa Fe (ARG)	vs	Ferroviária (BRA)	0x0
	Manuel Ferreira Stadium	17:45	18		Sol de América (PAR)	vs	Deportivo Cuenca (ECU)	0x4
	Arsenio Erico Stadium	17:30	19	B	Kindermann / Avaí (BRA)	vs	Cerro Porteño (PAR)	2x1
	Arsenio Erico Stadium	17:45	20		Santiago Morning (CHI)	vs	Yaracuyanos (VEN)	5x1
Wednesday 10th November	Manuel Ferreira Stadium	17:30	21	C	Universidad de Chile (CHI)	vs	Deportivo Cali (COL)	1x4
	Manuel Ferreira Stadium	17:45	22		Alianza Lima (PER)	vs	Real Tomayapo (COL)	5x0
	Arsenio Erico Stadium	17:30	23	D	Deportivo Capiatá (PAR)	vs	Corinthians (BRA)	0x4
	Arsenio Erico Stadium	17:45	24		San Lorenzo (ARG)	vs	Nacional (URU)	0x2





## TABLE OF RESULTS OF THE GROUP STAGE TO QUALIFY FOR THE QUARTER-FINALS

### GROUP A

POSITION	TEAM	PTS	MP	W	D	L	GF	GA	GD
1	Ferroviária	7	3	2	1	0	5	1	+4
2	Ind. Santa Fe	7	3	2	1	0	3	0	+3
3	Deportivo Cuenca	3	3	1	0	2	5	3	+2
4	Sol de América	0	3	0	0	3	0	9	-9

### GROUP B

POSITION	TEAM	PTS	MP	W	D	L	GF	GA	GD
1	Kindermann/Avai	7	3	2	1	0	6	1	+5
2	Cerro Porteño	6	3	2	0	1	4	2	+2
3	Santiago Morning	4	3	1	1	1	5	2	+3
4	Yaracuyanos	0	3	0	0	3	1	11	-10

### GROUP C

POSITION	TEAM	PTS	MP	W	D	L	GF	GA	GD
1	Deportivo Cali	9	3	3	0	0	14	1	+13
2	Alianza Lima	6	3	2	0	1	6	2	+4
3	Universidad de Chile	3	3	1	0	2	7	5	+2
4	Real Tomayapo	0	3	0	0	3	0	19	-19

### GROUP D

POSITION	TEAM	PTS	MP	W	D	L	GF	GA	GD
1	Corinthians	9	3	3	0	0	11	1	+10
2	Nacional	6	3	2	0	1	6	5	+1
3	San Lorenzo	3	3	1	0	2	1	4	-3
4	Deportivo Capiatá	0	3	0	0	3	0	8	-8

**Legend:**

MP: Matches played  
PTS: Points

W: Wins  
D: Draws

L: Losses  
GF: Goals For

GA: Goals Against  
GD: Goal Difference





# CHAPTER 2

## TECHNICAL ANALYSIS OF THE FINAL STAGE







## STATISTICS

### MATCHES OF THE FINAL STAGE


This section presents the statistics of the eight matches played in the second stage of the tournament, the Final Stage (Quarter-Finals, Semi-Finals and Final). The statistics presented were compiled through a mixture of live and video observation, using a digital platform that made it possible to capture statistics such as ball possession and shooting. The values presented have a 90% statistical confidence interval..

## QUARTER-FINALS



WATCH MATCH

MATCH  
#25



CERRO PORTEÑO



0 X 3



FERROVIÁRIA

1ST HALF			2ND HALF			TOTAL SUMMARY		
0	Goals	01	0	Goals	2	0	Goals	3
2	Shots on target	5	1	Shots on target	11	3	Shots on target	16
2	Shot attempts off target	5	2	Shot attempts off target	5	4	Shot attempts off target	10
50%	% shot attempts on target	50%	33%	% shot attempts on target	69%	43%	% shot attempts on target	62%
0%	% Shot attempts scored	10%	0%	% Shot attempts scored	12%	0%	% Shot attempts scored	12%
13:21	Time in possession	19:23	13:56	Time in possession	18:41	27:18:00	Time in possession	38:05:00
41%	% Time in possession	59%	43%	% Time in possession	57%	42%	% Time in possession	58%
241	First touches	340	249	First touches	350	490	First touches	690
6.4	Average time of each possession (sec.)	9.3	6.7	Average time of each possession (sec.)	9.0	6.6	Average time of each possession (sec.)	9.1
116	Passes	215	124	Passes	225	240	Passes	440
48%	% of completed passes	63%	50%	% of completed passes	64%	49%	% of completed passes	64%
12	Number of "passing lines"	32	18	Number of "passing lines"	31	30	Number of "passing lines"	63
3.8	Average "passing lines"	5.2	3.4	Average "passing lines"	5.4	3.6	Average "passing lines"	5.3
6	Longest "passing line"	10	5	Longest "passing line"	12	6	Longest "passing line"	12
0	Corner kicks	1	3	Corner kicks	3	3	Corner kicks	4
7	Fouls	7	11	Fouls	4	18	Fouls	11
4	Saves by goalkeeper	2	9	Saves by goalkeeper	1	13	Saves by goalkeeper	3
80%	% Saves by goalkeeper	100%	82%	% Saves by goalkeeper	100%	81%	% Saves by goalkeeper	100%
2	Offsides	1	3	Offsides	4	5	Offsides	5

### Goals

TEAM	MINUTES	PLAYER	PASSES PLAYED
Ferroviária	45	Sochor	4
Ferroviária	50	Pereira	1
Ferroviária	68	Sochor	0

### Cards

TEAM	MINUTES	PLAYER	TYPES
Ferroviária	14	Pereira	Yellow
Ferroviária	21	Tavares	Yellow
Cerro Porteño	45	Hermosilla	Yellow
Cerro Porteño	53	Fretes	Yellow
Cerro Porteño	62	Arrieta	Yellow
Cerro Porteño	95	Mendoza	Yellow



### QUARTER-FINALS

MATCH #26



WATCH MATCH



AVAÍ KINDERMANN



2 X 2



IND. SANTA FE

	1ST HALF			2ND HALF			TOTAL SUMMARY	
--	----------	--	--	----------	--	--	---------------	--

0	Goals	0	2	Goals	2	2	Goals	2
2	Shots on target	2	4	Shots on target	3	5	Shots on target	5
6	Shot attempts off target	3	2	Shot attempts off target	2	8	Shot attempts off target	5
25%	% shot attempts on target	40%	67%	% shot attempts on target	60%	43%	% shot attempts on target	50%
0%	% Shot attempts scored	0%	33%	% Shot attempts scored	40%	14%	% Shot attempts scored	20%
15:03	Time in possession	14:57	13:44	Time in possession	15:00	28:48:00	Time in possession	29:58:00
50%	% Time in possession	50%	48%	% Time in possession	52%	49%	% Time in possession	51%
248	First touches	242	240	First touches	256	488	First touches	498
8.4	Average time of each possession (sec.)	8.5	6.7	Average time of each possession (sec.)	7.3	7.5	Average time of each possession (sec.)	7.9
144	Passes	138	117	Passes	133	261	Passes	271
58%	% of completed passes	57%	49%	% of completed passes	52%	53%	% of completed passes	54%
28	Number of "passing lines"	18	13	Number of "passing lines"	20	41	Number of "passing lines"	38
4.0	Average "passing lines"	4.7	3.8	Average "passing lines"	4.0	3.9	Average "passing lines"	4.3
8	Longest "passing line"	10	6	Longest "passing line"	9	8	Longest "passing line"	10
6	Corner kicks	4	1	Corner kicks	5	7	Corner kicks	9
6	Fouls	10	5	Fouls	3	11	Fouls	13
2	Saves by goalkeeper	2	1	Saves by goalkeeper	2	3	Saves by goalkeeper	4
100%	% Saves by goalkeeper	100%	33%	% Saves by goalkeeper	50%	60%	% Saves by goalkeeper	67%
1	Offsides	1	1	Offsides	2	3	Offsides	3

#### Goals

TEAM	MINUTES	PLAYER	PASSES PLAYED
Kinderman	54	Amador	1
Santa Fe	71	Salazar	2
Santa Fe	75	Gauto	2
Kinderman	80	Soares	0

#### Cards

TEAM	MINUTES	PLAYER	TYPES
Santa Fe	37	Rodriguez	Yellow
Kinderman	70	Santos	Yellow
Kinderman	76	Gomes	Yellow

### QUARTER-FINALS

MATCH #27



WATCH MATCH



DEPORTIVO CALI



1 X 2



NACIONAL

	1ST HALF			2ND HALF			TOTAL SUMMARY	
--	----------	--	--	----------	--	--	---------------	--

1	Goals	1	0	Goals	1	1	Goals	2
3	Shots on target	1	3	Shots on target	4	6	Shots on target	5
3	Shot attempts off target	3	8	Shot attempts off target	2	11	Shot attempts off target	5
50%	% shot attempts on target	25%	27%	% shot attempts on target	67%	35%	% shot attempts on target	50%
17%	% Shot attempts scored	25%	0%	% Shot attempts scored	17%	6%	% Shot attempts scored	20%
15:24	Time in possession	12:11	15:39	Time in possession	14:34	31:04:00	Time in possession	26:46:00
56%	% Time in possession	44%	52%	% Time in possession	48%	54%	% Time in possession	46%
287	First touches	190	301	First touches	230	588	First touches	420
8.9	Average time of each possession (sec.)	7.0	6.8	Average time of each possession (sec.)	6.4	7.7	Average time of each possession (sec.)	6.7
183	Passes	86	163	Passes	93	346	Passes	179
64%	% of completed passes	45%	54%	% of completed passes	40%	59%	% of completed passes	43%
23	Number of "passing lines"	7	20	Number of "passing lines"	13	43	Number of "passing lines"	20
5.3	Average "passing lines"	3.0	4.0	Average "passing lines"	3.3	4.7	Average "passing lines"	3.2
11	Longest "passing line"	3	9	Longest "passing line"	5	11	Longest "passing line"	5
2	Corner kicks	2	4	Corner kicks	2	6	Corner kicks	4
4	Fouls	6	5	Fouls	4	9	Fouls	10
0	Saves by goalkeeper	2	3	Saves by goalkeeper	3	3	Saves by goalkeeper	5
0%	% Saves by goalkeeper	67%	75%	% Saves by goalkeeper	100%	60%	% Saves by goalkeeper	83%
1	Offsides	1	3	Offsides	0	4	Offsides	1

#### Goals

TEAM	MINUTES	PLAYER	PASSES PLAYED
Deportivo Cali	10	Caicedo	0
Nacional	20	Badell	0
Nacional	77	Pizarro	1

#### Cards

TEAM	MINUTES	PLAYER	TYPES
Deportivo Cali	18	Caicedo	Yellow
Nacional	26	Gomez	Yellow
Deportivo Cali	44	Arias	Yellow
Deportivo Cali	54	Medina	Yellow
Nacional	73	Costa	Yellow



### QUARTER-FINALS



WATCH MATCH

MATCH #28



CORINTHIANS

3 X 1

ALIANZA LIMA

CORINTHIANS 1ST HALF			ALIANZA LIMA 2ND HALF			CORINTHIANS TOTAL SUMMARY			ALIANZA LIMA TOTAL SUMMARY		
2	Goals	1	1	Goals	0	3	Goals	1	1	Goals	1
5	Shots on target	1	2	Shots on target	1	7	Shots on target	2	2	Shots on target	2
4	Shot attempts off target	0	6	Shot attempts off target	1	10	Shot attempts off target	1	1	Shot attempts off target	1
56%	% shot attempts on target	100%	25%	% shot attempts on target	50%	41%	% shot attempts on target	67%	67%	% shot attempts on target	67%
22%	% Shot attempts scored	100%	12%	% Shot attempts scored	0%	18%	% Shot attempts scored	33%	33%	% Shot attempts scored	33%
22:50	Time in possession	11:48	23:21	Time in possession	9:40	46:12:00	Time in possession	21:29:00	21:29:00	Time in possession	21:29:00
66%	% Time in possession	34%	71%	% Time in possession	29%	68%	% Time in possession	32%	32%	% Time in possession	32%
409	First touches	237	447	First touches	184	856	First touches	421	421	First touches	421
13.4	Average time of each possession (sec.)	7.0	12.6	Average time of each possession (sec.)	5.3	13.0	Average time of each possession (sec.)	6.1	6.1	Average time of each possession (sec.)	6.1
307	Passes	135	336	Passes	74	643	Passes	209	209	Passes	209
75%	% of completed passes	57%	75%	% of completed passes	40%	75%	% of completed passes	50%	50%	% of completed passes	50%
44	Number of "passing lines"	18	40	Number of "passing lines"	7	84	Number of "passing lines"	25	25	Number of "passing lines"	25
6.2	Average "passing lines"	5.1	7.2	Average "passing lines"	3.3	6.7	Average "passing lines"	4.6	4.6	Average "passing lines"	4.6
23	Longest "passing line"	9	21	Longest "passing line"	4	23	Longest "passing line"	9	9	Longest "passing line"	9
3	Corner kicks	0	2	Corner kicks	0	5	Corner kicks	0	0	Corner kicks	0
5	Fouls	6	2	Fouls	6	7	Fouls	12	12	Fouls	12
0	Saves by goalkeeper	3	1	Saves by goalkeeper	1	1	Saves by goalkeeper	4	4	Saves by goalkeeper	4
0%	% Saves by goalkeeper	60%	100%	% Saves by goalkeeper	50%	50%	% Saves by goalkeeper	57%	57%	% Saves by goalkeeper	57%
0	Offsides	0	0	Offsides	1	0	Offsides	1	1	Offsides	1

#### Goals

EQUIPO	MINUTOS	JUGADORA	PASESSE PUNTEO
Corinthians	1	Tamires	7
Alianza Lima	13	Dorador	7
Corinthians	45	Albuquerque	0
Corinthians	54	Albuquerque	0

#### Cards

EQUIPO	MINUTOS	JUGADORA	TMPES
Corinthians	142	Fernandes	Yellow
Alianza Lima	68	Miranda	Yellow
Alianza Lima	94	Dorador	Yellow

### SEMI-FINAL



WATCH MATCH

MATCH #29



FERROVIÁRIA

1 X 1

IND. SANTA FE

FERROVIÁRIA 1ST HALF			IND. SANTA FE 2ND HALF			FERROVIÁRIA TOTAL SUMMARY			IND. SANTA FE TOTAL SUMMARY		
0	Goals	1	1	Goals	0	1	Goals	1	1	Goals	1
2	Shots on target	2	3	Shots on target	4	5	Shots on target	6	6	Shots on target	6
4	Shot attempts off target	0	3	Shot attempts off target	2	7	Shot attempts off target	2	2	Shot attempts off target	2
33%	% shot attempts on target	100%	50%	% shot attempts on target	67%	42%	% shot attempts on target	75%	75%	% shot attempts on target	75%
0%	% Shot attempts scored	50%	17%	% Shot attempts scored	0%	8%	% Shot attempts scored	12%	12%	% Shot attempts scored	12%
19:44	Time in possession	13:53	17:40	Time in possession	15:41	37:25:00	Time in possession	29:35:00	29:35:00	Time in possession	29:35:00
59%	% Time in possession	41%	53%	% Time in possession	47%	56%	% Time in possession	44%	44%	% Time in possession	44%
335	First touches	213	317	First touches	246	652	First touches	459	459	First touches	459
13.6	Average time of each possession (sec.)	9.5	10.0	Average time of each possession (sec.)	8.9	11.6	Average time of each possession (sec.)	9.2	9.2	Average time of each possession (sec.)	9.2
248	Passes	125	211	Passes	140	459	Passes	265	265	Passes	265
74%	% of completed passes	59%	67%	% of completed passes	57%	70%	% of completed passes	58%	58%	% of completed passes	58%
32	Number of "passing lines"	13	34	Number of "passing lines"	21	66	Number of "passing lines"	34	34	Number of "passing lines"	34
6.8	Average "passing lines"	5.8	5.1	Average "passing lines"	4.4	5.9	Average "passing lines"	5.0	5.0	Average "passing lines"	5.0
15	Longest "passing line"	11	13	Longest "passing line"	13	15	Longest "passing line"	13	13	Longest "passing line"	13
0	Corner kicks	1	3	Corner kicks	1	3	Corner kicks	2	2	Corner kicks	2
7	Fouls	12	10	Fouls	11	17	Fouls	23	23	Fouls	23
1	Saves by goalkeeper	2	4	Saves by goalkeeper	2	5	Saves by goalkeeper	4	4	Saves by goalkeeper	4
50%	% Saves by goalkeeper	100%	100%	% Saves by goalkeeper	67%	83%	% Saves by goalkeeper	80%	80%	% Saves by goalkeeper	80%
0	Offsides	2	4	Offsides	3	4	Offsides	5	5	Offsides	5

#### Goals

TEAM	MINUTES	PLAYER	PASSES PLAYED
Ind. Santa Fe	43	Robledo	2
Ferroviária	75	Silva	4

#### Cards

TEAM	MINUTES	PLAYER	TYPES
Ind. Santa Fe	24	Chacon	Yellow
Ferroviária	30	Silva	Yellow
Ferroviária	65	Sochor	Yellow
Ind. Santa Fe	84	Ramos	Yellow



## SEMI-FINAL



WATCH MATCH

MATCH  
#30

NACIONAL



0 X 8



CORINTHIANS

1ST HALF			2ND HALF			TOTAL SUMMARY		
0	Goals	1	0	Goals	7	0	Goals	8
2	Shots on target	3	0	Shots on target	8	2	Shots on target	11
2	Shot attempts off target	6	2	Shot attempts off target	1	4	Shot attempts off target	7
50%	% shot attempts on target	33%	0%	% shot attempts on target	89%	33%	% shot attempts on target	61%
0%	% Shot attempts scored	11%	0%	% Shot attempts scored	78%	0%	% Shot attempts scored	44%
11:24	Time in possession	19:45	8:37	Time in possession	17:03	20:01:00	Time in possession	36:49:00
37%	% Time in possession	63%	34%	% Time in possession	66%	35%	% Time in possession	65%
216	First touches	331	170	First touches	288	386	First touches	619
5.3	Average time of each possession (sec.)	9.1	6.4	Average time of each possession (sec.)	12.8	5.7	Average time of each possession (sec.)	10.5
87	Passes	201	89	Passes	208	176	Passes	409
40%	% of completed passes	61%	52%	% of completed passes	72%	46%	% of completed passes	66%
4	Number of "passing lines"	29	9	Number of "passing lines"	27	13	Number of "passing lines"	56
3.0	Average "passing lines"	5.3	4.6	Average "passing lines"	6.6	4.1	Average "passing lines"	5.9
3	Longest "passing line"	14	8	Longest "passing line"	14	8	Longest "passing line"	14
2	Corner kicks	1	0	Corner kicks	0	2	Corner kicks	1
5	Fouls	10	4	Fouls	7	9	Fouls	17
2	Saves by goalkeeper	2	1	Saves by goalkeeper	0	3	Saves by goalkeeper	2
67%	% Saves by goalkeeper	100%	12%	% Saves by goalkeeper	0%	27%	% Saves by goalkeeper	100%
0	Offsides	2	0	Offsides	1	0	Offsides	3

### Goals

EQUIPO	MINUTOS	JUGADORA	PASES POR GOL
Corinthians	11	Campolo	4
Corinthians	49	Diany	3
Corinthians	54	Albuquerque	3
Corinthians	62	Portilho	0
Corinthians	64	Cordinali	7
Corinthians	71	Leal	5

### Cards

EQUIPO	MINUTOS	JUGADORA	TMPES
Corinthians	38	Zanotti	Yellow
Corinthians	56	Frisanco	Yellow

## 3RD AND 4TH PLACE



WATCH MATCH

MATCH  
#31

NACIONAL



(1) 1 X 1 (3)



FERROVIÁRIA

1ST HALF			2ND HALF			TOTAL SUMMARY		
0	Goals	1	1	Goals	0	1	Goals	1
5	Shots on target	1	3	Shots on target	3	8	Shots on target	4
4	Shot attempts off target	1	1	Shot attempts off target	3	5	Shot attempts off target	4
56%	% shot attempts on target	50%	75%	% shot attempts on target	50%	62%	% shot attempts on target	50%
0%	% Shot attempts scored	50%	25%	% Shot attempts scored	0%	8%	% Shot attempts scored	12%
18:40	Time in possession	13:17	18:18	Time in possession	12:14	36:58:00	Time in possession	25:31:00
58%	% Time in possession	42%	60%	% Time in possession	40%	59%	% Time in possession	41%
358	First touches	210	302	First touches	212	660	First touches	422
11.1	Average time of each possession (sec.)	7.8	9.3	Average time of each possession (sec.)	6.3	10.1	Average time of each possession (sec.)	7.0
257	Passes	108	184	Passes	95	441	Passes	203
72%	% of completed passes	51%	61%	% of completed passes	45%	67%	% of completed passes	48%
44	Number of "passing lines"	11	29	Number of "passing lines"	9	73	Number of "passing lines"	20
5.1	Average "passing lines"	4.0	4.7	Average "passing lines"	3.7	4.9	Average "passing lines"	3.8
13	Longest "passing line"	7	10	Longest "passing line"	5	13	Longest "passing line"	7
2	Corner kicks	2	2	Corner kicks	2	4	Corner kicks	4
6	Fouls	9	8	Fouls	12	14	Fouls	21
0	Saves by goalkeeper	5	3	Saves by goalkeeper	2	3	Saves by goalkeeper	7
0%	% Saves by goalkeeper	100%	100%	% Saves by goalkeeper	67%	75%	% Saves by goalkeeper	88%
1	Offsides	2	0	Offsides	3	1	Offsides	5

### Goals

TEAM	MINUTES	PLAYER	PASSES PLAYED
Nacional	122	Badell	4
Ferroviária	64	Silva	0

### Cards

TEAM	MINUTES	PLAYER	TYPES
Nacional	35	Acosta	Yellow
Ferroviária	40	Fernandes	Yellow
Ferroviária	49	Sochor	Yellow
Nacional	57	Ferrada	Yellow
Ferroviária	76	Sochor	Yellow
Nacional	91	Lemos	Yellow
Nacional	93	Soravilla	Yellow



# FINAL



WATCH MATCH

MATCH #32

IND. SANTA FE



0 X 2



CORINTHIANS

1ST HALF			2ND HALF			TOTAL SUMMARY		
0	Goals	2	0	Goals	0	0	Goals	2
2	Shots on target	4	2	Shots on target	1	4	Shots on target	5
5	Shot attempts off target	3	5	Shot attempts off target	1	10	Shot attempts off target	4
29%	% shot attempts on target	57%	29%	% shot attempts on target	50%	29%	% shot attempts on target	56%
0%	% Shot attempts scored	29%	0%	% Shot attempts scored	0%	0%	% Shot attempts scored	22%
10:39	Time in possession	20:42	16:17	Time in possession	20:26	26:57:00	Time in possession	41:09:00
34%	% Time in possession	66%	44%	% Time in possession	56%	40%	% Time in possession	60%
205	First touches	390	303	First touches	381	508	First touches	771
6.2	Average time of each possession (sec.)	11.9	7.1	Average time of each possession (sec.)	8.9	6.7	Average time of each possession (sec.)	10.2
101	Passes	286	166	Passes	243	267	Passes	529
49%	% of completed passes	73%	55%	% of completed passes	64%	53%	% of completed passes	69%
14	Number of "passing lines"	40	18	Number of "passing lines"	38	32	Number of "passing lines"	78
4.3	Average "passing lines"	6.1	4.1	Average "passing lines"	5.3	4.2	Average "passing lines"	5.7
8	Longest "passing line"	27	10	Longest "passing line"	17	10	Longest "passing line"	27
3	Corner kicks	2	4	Corner kicks	1	7	Corner kicks	3
8	Fouls	8	4	Fouls	4	12	Fouls	12
2	Saves by goalkeeper	2	1	Saves by goalkeeper	2	3	Saves by goalkeeper	4
50%	% Saves by goalkeeper	100%	100%	% Saves by goalkeeper	100%	60%	% Saves by goalkeeper	100%
1	Offsides	2	0	Offsides	0	1	Offsides	2

## Goals

TEAM	MINUTES	PLAYER	PASSES PLAYED
Corinthians	10	Leal	1
Corinthians	42	Portilho	7

## Cards

TEAM	MINUTES	PLAYER	TYPES
Corinthians	26	Ribeiro	Yellow
Ind. Santa Fe	36	Salazar	Yellow





# GENERAL TECHNICAL ANALYSIS OF THE FINAL STAGE

Below, is a presentation of the analysis produced by the CONMEBOL group of experts, through live observation, recorded in specific forms and supported and backed by the official broadcast. This process was used to identify the following characteristics of play:

- 1. Formation
- 2. Defensive behaviour
- 3. Attacking behaviour
- 4. Set Play
- 5. Goal analysis

## 2.1 FORMATION OF THE FINAL STAGE

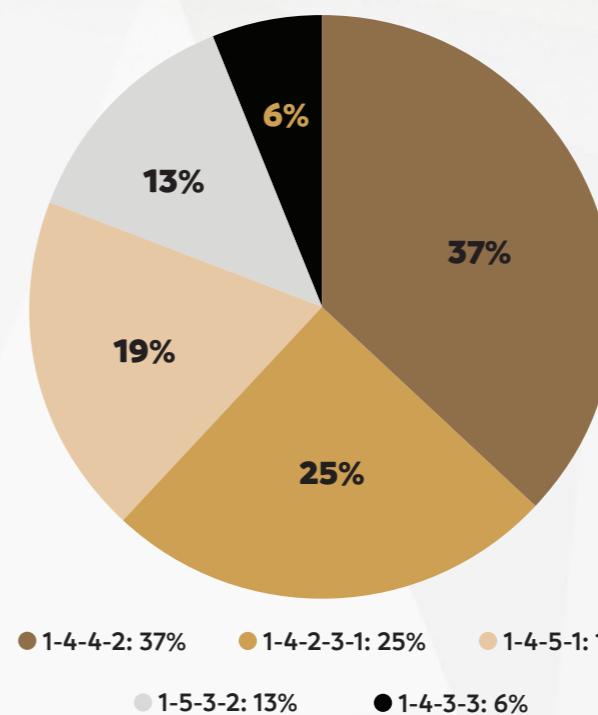
During the CONMEBOL Libertadores Femenina 2021, from the Quarter-Finals on, we saw eight teams from different countries in South America, which displayed different formations. However, we can highlight the formations that had similarities among the teams.

The most used formation from the Quarter-Finals on was the 1-4-4-2. The second most used formation in the competition was the 1-4-2-3-1. It is worth highlighting that during the tournament different variants of the formation were observed, owing to the playing strategy and the characteristics of the athletes in accordance with substitutions.

**Please note:** the graphics show all the formations and their variants, used from the Quarter-Finals up to the Final.

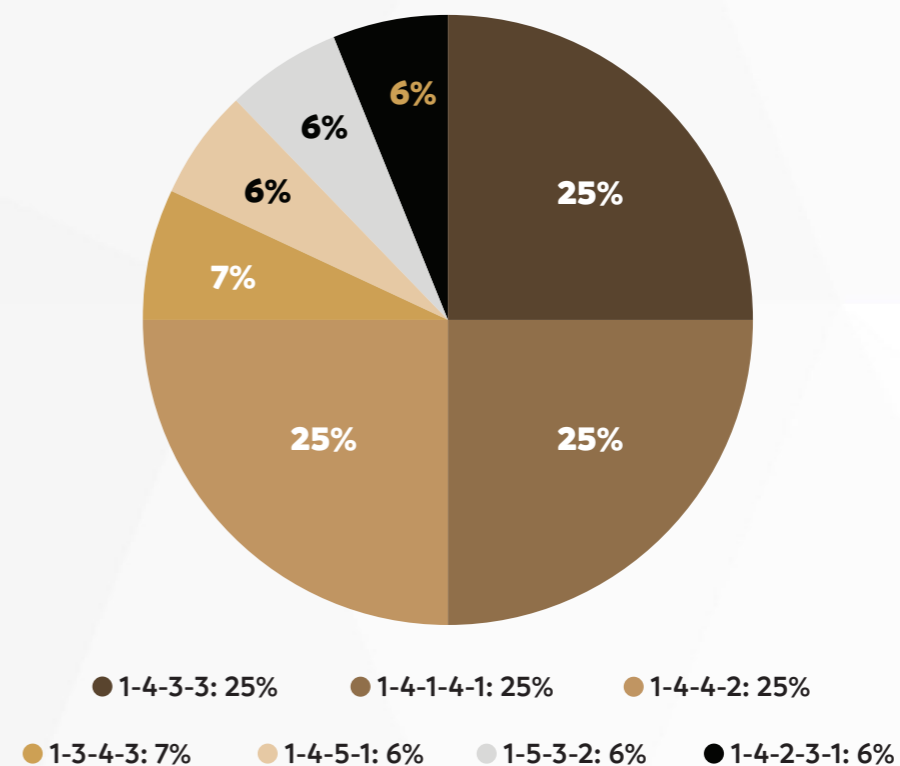


## INITIAL FORMATION



\*Most used formations in the CONMEBOL Libertadores Femenina 2021 Paraguay - Uruguay

## VARIATIONS OF THE FORMATION



\*Variants that teams used in their formation during the competition.



In the most used formation the 1-4-4-2, a variation can be seen in the distribution of positioning on the pitch. As shown in Figure 1, the distribution was maintained in lines. An example was Corinthians, the team that most used this positioning during the competition. The system was formed by two lines of four, with the first line for defending with central-backs and left and right-backs, in the second line with midfielders and wingers, and up top with two forwards.

At a later point, there is variation within the formation (as shown in Figure 2), where Ferroviária is using this variant. Here, we can observe the distribution of positioning, in which the space occupation of the second line of defence takes the shape of a "rhombus".

We can see that, despite the variation in space occupation of the same 1-4-4-2 formation, the general aim of the teams was to protect the central lane and the compactness of the formation.



\*FIGURE 1: 1-4-4-2 formation



\*FIGURE 2: Rhombus formation





## 2.2 DEFENSIVE BEHAVIOUR

In terms of defence, this edition of the CONMEBOL Libertadores Femenina 2021 reflected very distinct approaches by each of the participating teams.

High pressing was characteristic in teams such as Avaí Kinderman, El Nacional, Santa Fe, Ferroviária and Corinthians, which pressed in a high block, marking intensely, closing

down passing lines, and forcing their opponents to play directly.

More conservative behaviour was also observed, where teams held a mid/low block, holding back their lines according to the score, minute of the match, and in turn to maintain the pace and control of the flow of the game.



\*Pressing in playing ball out by positioning in a mid/high block, closing down the

**Most teams** concentrated their movements in order to close down the inside lane and thus avoid the progression and build-up of play by the opponent, therefore there was a high density of players depending on the area of pressure. It was very common to observe a 1-4-4-2 or 1-4-1-4-1 structure in defence, remaining much more compact and with zonal marking.

Very few teams showed changes within their structure by changing to a defensive line of five, as could be seen in Alianza Lima, Independiente de Santa Fe and Cerro Porteño.



## 2.3 ATTACKING BEHAVIOUR

This edition of the CONMEBOL Libertadores Femenina 2021 showed attacking behaviour that is very interesting for analysis.

The most used formations in attack were the 1-4-2-3-1 and the 1-4-3-3, always with the intention of having numerical superiority in the final third.

During most of the tournament, the strategies in the attacking phase used by each team became more visible. They included generating high ball possession, trying to build play from the back with the aim of creating spaces, making it possible to unbalance the opponent's line of defence and reach the final third with greater effectiveness.

Another characteristic that was often observed in the attacking phase was link-up play, with lots of triangles, screening and mobility in attack.



\*Pressing in playing ball out by positioning in a mid/high block, closing down the



**Wing play also had a starring role** throughout the tournament, for example, in Corinthians with Tamires, who generated numerical superiority in attack when she joined from the wing. In Independiente de Santa Fe, the players Cuesta and Chacón were used for their speed and change of pace. Another team that adopted this behaviour was Kindermann, which looked for long balls to Bárbara Melo.



### TOP SCORERS

**4** GOALS {  
 Linda Caicedo (CAL)  
 Esperanza Pizarro (NAC)  
 Jheniffer Da Silva (COR)  
 Victoria Albuquerque (COR)

### GOLES EN EL TORNEO

**102** GOALS in **32** MATCHES

**3** 3 GOALS PER MATCH

This edition of the CONMEBOL Libertadores Femenina 2021, recorded a total of 102 goals in 32 games held across the entire tournament, with an average of three goals per match. Build-up play was prioritised, an action through which 47 goals were scored, and set play were no less important, with 20 goals recorded.

Each of the participating teams was able to give us a great show in each match. The victories, draws and defeats proved thrilling until the very end, creating expectation around the CONMEBOL Libertadores Femenina 2022, which will be held in Ecuador.

## 2.4 SET PLAY – FOR AND AGAINST

During the CONMEBOL Libertadores Femenina 2021 set play, accounted for a high percentage of goals during the entire tournament – a total of 102 goals, of which 20 were free kicks and corner kicks, and nine were penalties with a percentage of 28.43%.

This shows the importance of this point in play, especially in the final stages which can change the result of a match one way or another.

Different types of marking could be observed during the competition, mainly mixed and zonal marking, and in very few teams, man-to-man marking.



\*Free Kick from Side (Zonal Marking) - Corinthians

**Mixed marking was prevalent in almost all the teams,,** mainly in corner kicks. It is characterised by zonal positioning of players, protecting a predefined zone, and individually, preventing the player from freely getting into the area. Based on this concept, teams such as Santa Fe, Alianza Lima, Cerro Porteño and San Lorenzo only conceded a single goal by applying this strategy in defence.





\*Corner kick (Zonal Marking) - Corinthians

**Zonal marking:** According to the concept, in zonal marking, each player is responsible for their space to defend, which requires good coordination and teamwork, in order to be very attentive to the distracting movements that the opponent may make without losing sight of their predefined zone.

This behaviour was mainly seen in Brazilian teams, both in corner kicks and free kicks from the side. For example, Corinthians only conceded one goal from a corner, and interestingly, it was an own goal by Poliana.



\*Corner Kick (Mixed Marking) - Club Alianza Lima 42

## 2.5 GOAL ANALYSIS DURING THE ENTIRE TOURNAMENT

This edition of the CONMEBOL Libertadores Femenina 2021 recorded a total of 102 goals in 32 games held across the entire tournament, with an average of three goals per match. 47 Goals were scored from the build-up of play, 24 from the attacking transition, and 29 from set plays, of which nine were penalties, and two own goals.

Corinthians topped the list with 24 goals and an average of four goals per match, followed by Deportivo Cali, with 15 goals and an average of 3.75 goals per match.

The top scorers in the tournament were Linda Caicedo (CAL), Esperanza Pizarro (NAC), Jheniffer Da Silva (COR) and Victoria Albuquerque (COR), each with four goals.

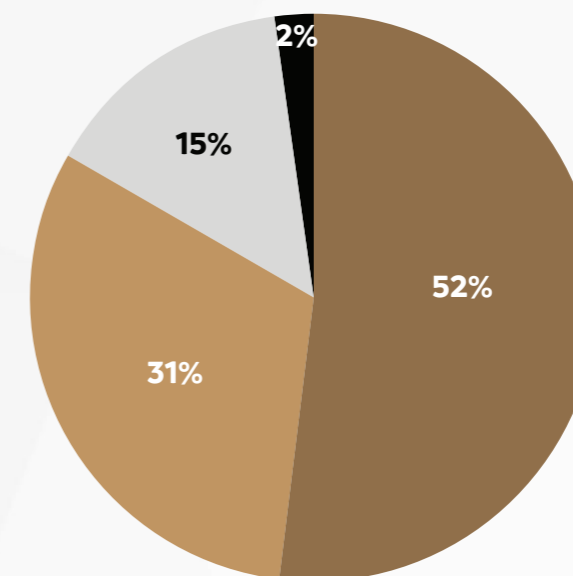
### General analysis:

- GOALS PER POSITION
- Time of goals scored in regular time.
- Time of goals scored in added time.
- Penalties scored, missed and saved in regular time.
- Penalties missed, scored and saved in shootout for Quarter-Finals:

## GOALS PER PLAYING POSITION

GOALS SCORED 102

Playing position in goals scored

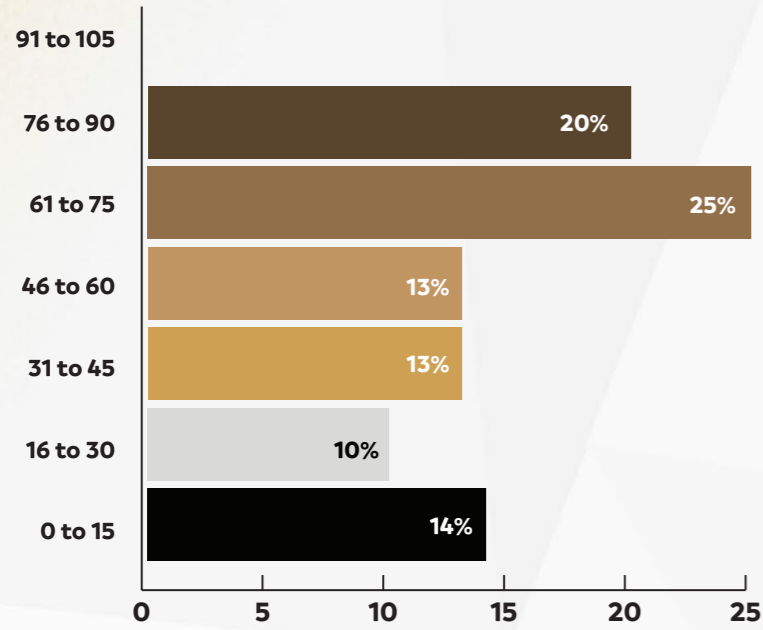


● Forward 53 ● Midfielder 32 ● Defender 15 ● Own goal 2

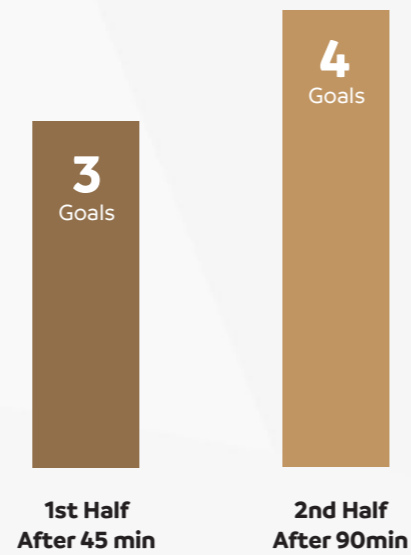


## GENERAL STATISTICS OF GOALS

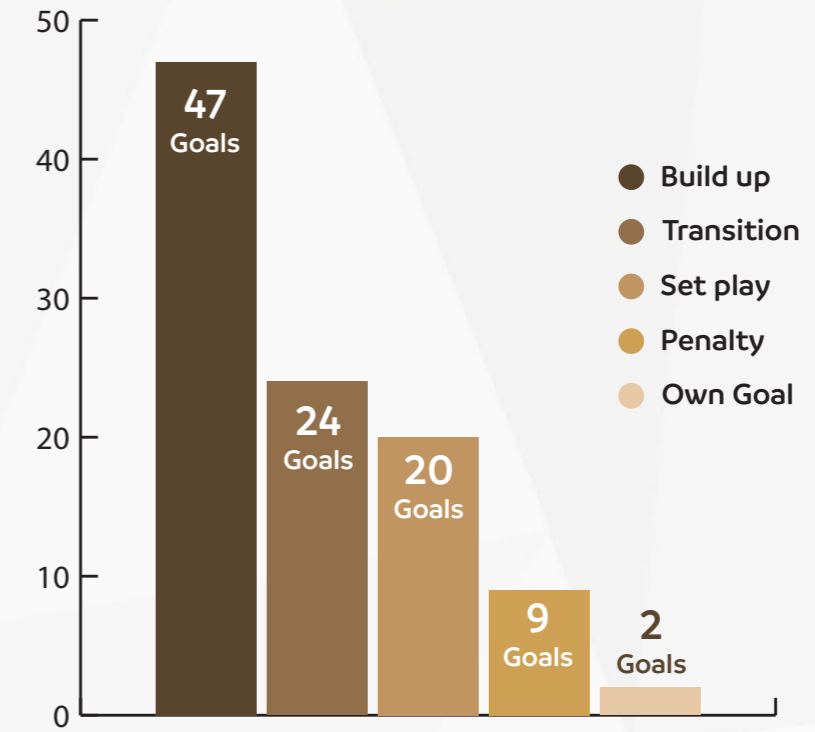
Time of goals scored (32 matches)



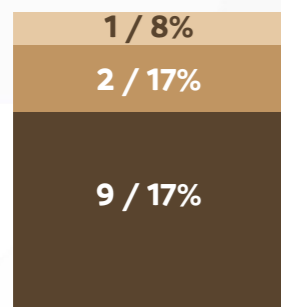
Time of goals scored in added time (32 matches)



Phase of play for goals

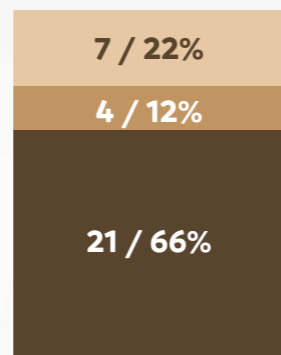


Penalties in regular time  
TOTAL: 12



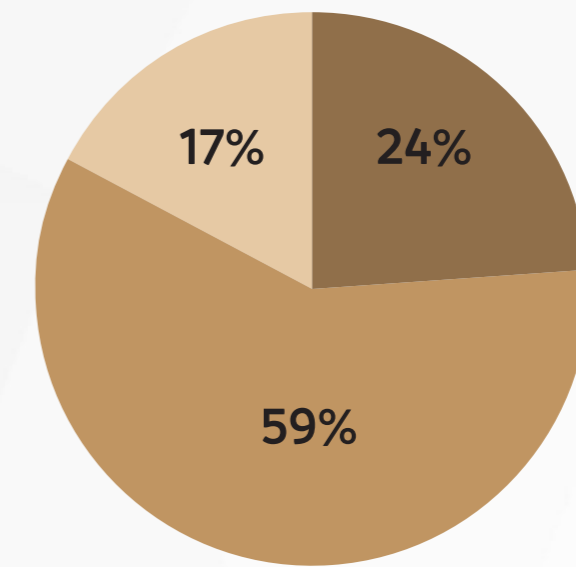
● Scored ● Missed ● Saves by goalkeeper

Penalty shootout (Play-off)  
TOTAL: 32



● Scored ● Missed ● Saves by goalkeeper

Goal types



● Left Foot ● Right Foot ● Head



## 2.6 TRENDS DURING THE TOURNAMENT

**The group of experts detected** some trends that they observed in several teams and matches during the entire tournament. The trends identified were analysed and supported by the statistics, observations and analysis presented beforehand.

**1. Pressing after losing possession** - Most teams sought to immediately recover the ball according to their strategy, and closed down inside lanes or the wings. All teams tried to counter-press after losing possession, which means trying to press and recover the ball at the same time and in the same place where it was lost, with the same player that lost it and with the help of the nearby players.

Intense pressing was also involved, generating a 2 vs 1 or 3 vs 1, mainly the area of build-up, thus preventing the opponent from advancing easily.

**2. Set Plays:** By looking at the statistics, we see the high percentage of goals scored in set plays. This therefore means that there are increasingly better specialists in terms of ball strikers and throwers who manage to execute effectively, with many attempts ending in a goal, whether from a direct free kick or an indirect free kick or in a corner kick with the appearance and involvement of **another player who specialises in aerial play.**

In the entire tournament, 102 goals were scored, and 29 of them were from set play. This represents a high percentage (28.4%) for an initial stage. In the second stage of the tournament, 28 goals were scored, nine of which were from set play, which provides an even higher percentage of 32%. And this, above all, shows us the importance of this point in play especially in the final moments with strong and well-prepared teams.





# CHAPTER 3

## ANALYSIS OF TEAMS IN THE FINAL STAGE

In the tournament, each club displayed characteristics, playing styles and different tactics to achieve the same aim: to become champions of the CONMEBOL Libertadores Femenina 2021. In this chapter, we take a deeper look at the characteristics of the eight teams that progressed to the Quarter-Finals of the CONMEBOL Libertadores Femenina 2021, ordered alphabetically, and taking into consideration:

1. **Formations and their variants,**
2. **Defensive behaviour,**
3. **Attacking behaviour,**
4. **Types of goals.**







# Alianza Lima



Head Coach  
**Samir Mendoza**

### Coaching Staff

**AC:** Orlando Alonso Alvarado Saenz

**FC:** Roger Manuel Palácios León

**AFC:** Israel Córdova Cruz



## FORMATION: 1-4-5-1

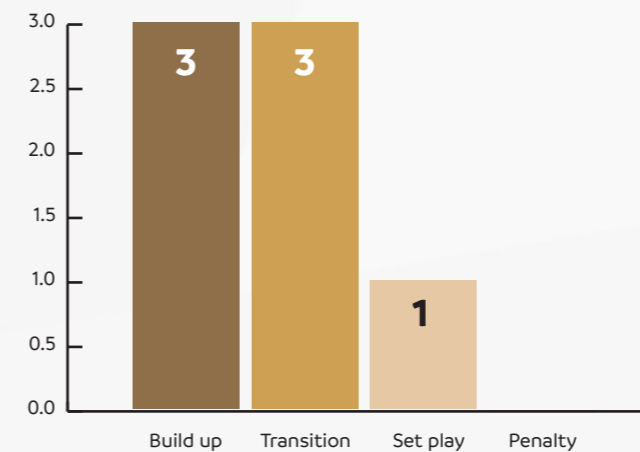
This formation enables greater compactness between lines and protection in both the central lane and on the wings through its distribution and occupation of space in horizontal and vertical lines. In attack, it makes it possible to build play by bringing athletes into the formation.

Alianza Lima showed itself to be a compact team between its pressing lines playing in a low block, therefore it sought to protect the central lane by directing rival play towards the

wings in order to use its marking and exert pressure to recover possession of the ball and counterattack.

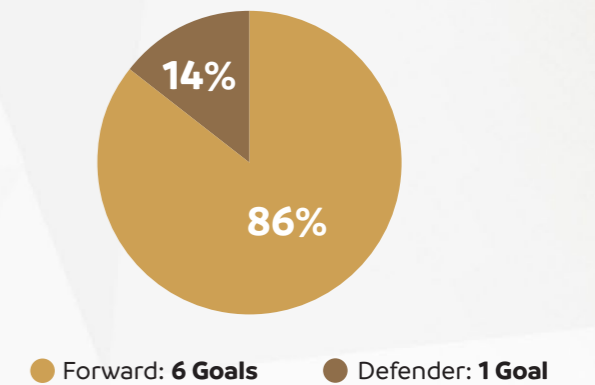
In their attacking phase, they sought to build-up with sustained play, by bringing players nearer and thus creating numerical superiority in the areas of build-up and creation. Their wingers sought to provide width on the wings, creating an attacking variation in build-up in order to receive a long ball out wide and thus reach the final third with more dangerous attacks.

### Phases of play for goals



\*Action in play that goal situations come from

### Goals per playing position



\*Statistics of the number of goals scored according to their playing position in the team.

### GROUP C

TEAM	Pts.	MP	W	D	L	FC	GA	Diff.
Deportivo Cali	9	3	3	0	0	14	1	13
Alianza Lima	6	3	2	0	1	6	2	4
Universidad de Chile	3	3	1	0	2	7	5	2
Real Tomayapo	0	3	0	0	3	0	19	-19

### Matches

04/11/2021  
Deportivo Cali **2 vs 0** Alianza Lima

07/11/2021  
Alianza Lima **1 vs 0** Universidad de Chile

10/11/2021  
Alianza Lima **5 vs 0** Real Tamayapo

QUARTER-FINALS  
13/11/2021  
Corinthians **3 vs 1** Alianza Lima

### Total Goals

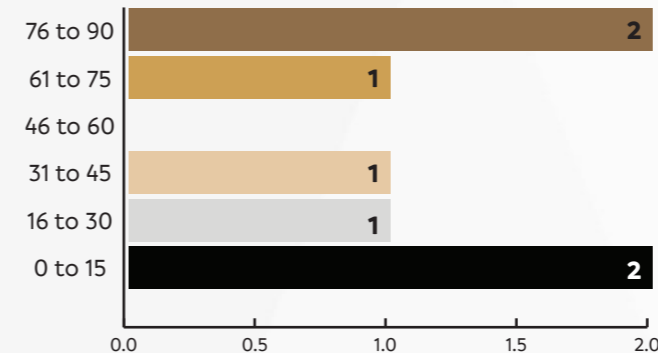
**7** Goals

### Average goals per match

**1,75** Goals

\*The average is obtained from the number of goals scored divided by the number of matches played

### Minutes of goals scored



\*Time of the goals scored, which makes it possible to observe some factors for example that were persistent during the entire match in order to obtain victory in the match


### Top Scorers



**Gladys Dorador**  
2 goals



**Wendy Bonilla**  
1 goal




**Adriana Lucar**  
1 goal



**Alison Reyes**  
1 goal



**Miriam Tristan**  
1 goal



**Anais Vilv**  
1 goal





# Avai Kindermann



Head Coach  
**Rodolfo Segundo**

### Coaching Staff

AC: Carine Marla Bosetti

FC: Felipe Augusto França

AFC: Bianca Bernardes Blanger



## FORMATION: 1-4-2-3-1

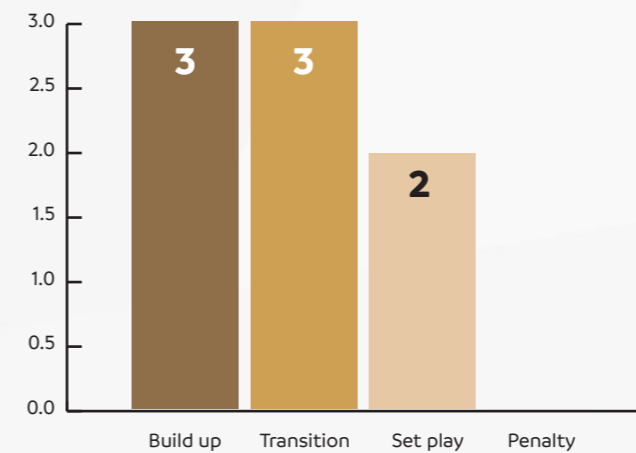
This formation enables protection in the central lane through their distribution and defensive occupation of the space. In attack, it makes it possible to play wide and attack with lots of players in the final third.

Avai/Kindermann showed it was a very compact team in defence, marking in a mid block and bringing its lines forward when the opponent was building up play, preventing them from progressing. It sought to protect the central lane and

mark the wings, pressing the opponent to try to recover the ball and counterattack.

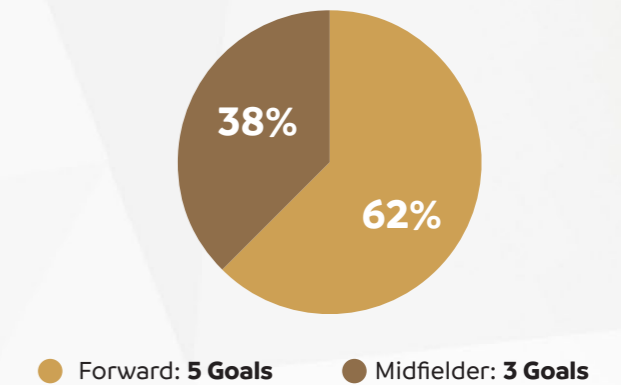
In the build-up phase, it sought direct play, harnessing the width of the formation and its attack through the movement and speed of its attackers. In the final third, they aimed to have five athletes in the box, thus creating a greater chance of finishing.

### Phases of play for goals



\*Action in play that goal situations come from

### Goals per playing position



\*Statistics of the number of goals scored according to their playing position in the team.

### GROUP B

TEAM	Pts.	MP	W	D	L	FC	GA	Diff.
Avai Kindermann	7	3	2	1	0	6	1	5
Cerro Porteño	6	3	2	0	1	4	2	2
Santiago Morning	4	3	1	1	1	5	2	3
Yaracuyanos	0	3	0	0	3	1	11	-10

### Total Goals

**8** Goals

### Average goals per match

**2** Goals

\*The average is obtained from the number of goals scored divided by the number of matches played


### Top Scorers



Leticia Silva Amador  
2 goals



Cassia Moura Saov  
2 goals



Barbara Santos de Melo  
1 goal



Camila Silva Soares  
1 goal



Patricia de Jesus Camargo  
1 goal



Catyellen G. Victor De Souza  
1 goal

## Matches

03/11/2021

Yaracuyanos **0 vs 4** Avai Kindermann

06/11/2021

Santiago Morning **0 vs 0** Avai Kindermann

09/11/2021

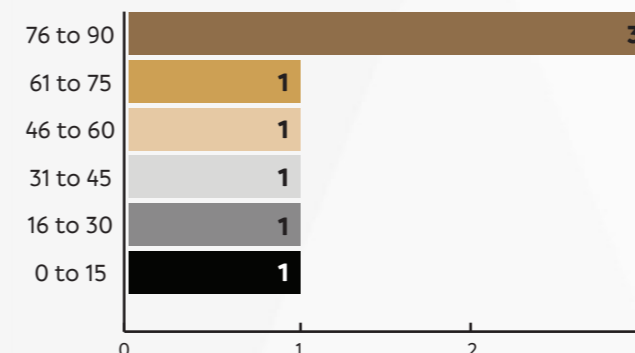
Avai Kindermann **2 vs 1** Cerro Porteño

QUARTER-FINALS

12/11/2021

Avai Kindermann (5) **2 vs 2** Independiente de Santa Fe (6)

### Minutes of goals scored



\*Time of the goals scored, which makes it possible to observe some factors for example that were persistent during the entire match in order to obtain victory in the match





# Cerro Porteño



Head Coach  
**Tito Almada**

### Coaching Staff

**AC:** Yessica Samantha Ruiz Diaz Villalba

**FC:** Carlos Alfredo Villalba Franco

**AFC:** Stiven Fabian Caballero Torreos



### GROUP B

TEAM	Pts.	MP	W	D	L	FC	GA	Diff.
Avai Kindermann	7	3	2	1	0	6	1	5
Cerro Porteño	6	3	2	0	1	4	2	2
Santiago Morning	4	3	1	1	1	5	2	3
Yaracuyanos	0	3	0	0	3	1	11	-10

### Matches

03/11/2021

**Cerro Porteño 1 vs 0** Santiago Morning

06/11/2021

**Cerro Porteño 2 vs 1** Yaracuyanos

09/11/2021

Avai Kindermann **2 vs 1** Cerro Porteño

QUARTER-FINALS

12/11/2021

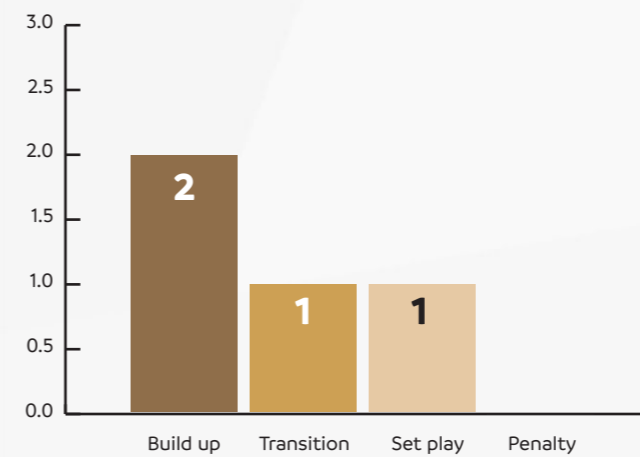
Ferrovíaria **3 vs 0** Cerro Porteño

## FORMATION: 1-4-5-1

The behaviour of Cerro Porteño in the defensive phase was characterised by maintaining a compact mid/low block, waiting for the opponent in an organised manner in order to recover the ball as soon as possible. They used mixed marking to prevent long shots and through balls in the final third. When they recovered possession of the ball, their formation was reorganised into a 1-5-4-1, thus enabling greater effectiveness in their defensive transition.

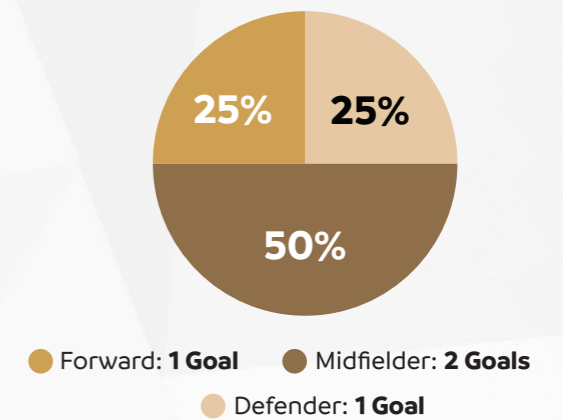
In the attacking phase, they always sought to have numerical superiority in the final third. They prioritised direct attack, and their attacking transition mainly sought play down the wings. Their main strength was observed in counterattacking situations.

### Phases of play for goals



\*Action in play that goal situations come from

### Goals per playing position



\*Statistics of the number of goals scored according to their playing position in the team.

### Total Goals


**4** Goals

### Average goals per match

**1** Goal

\*The average is obtained from the number of goals scored divided by the number of matches played


### Top Scorers



**Lourdes González**  
2 goals

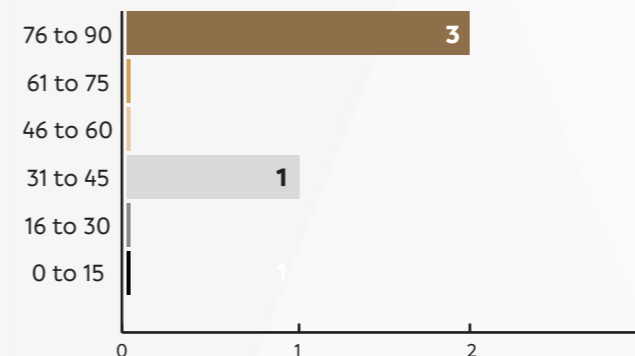


**Marlene Mendoza**  
1 goal



**Antonia Riveros**  
1 goal

### Minutes of goals scored




\*Time of the goals scored, which makes it possible to observe some factors for example that were persistent during the entire match in order to obtain victory in the match





# Corinthians



Head Coach  
**Arthur Elias**

### Coaching Staff

**AC:** Rodrigo Iglesias

**FC:** Marcelo Rossetti / Karla Chaves Loureiro

**AFC:** Edson Alcantara Cardoso Junior



### GROUP D

TEAM	Pts.	MP	W	D	L	FC	GA	Diff.
Corinthians	9	3	3	0	0	11	1	10
Nacional	6	3	2	0	1	6	5	1
San Lorenzo	3	3	1	0	2	1	4	-3
Deportivo Capiatá	0	3	0	0	3	0	8	-8

### Matches

04/11/2021  
**Corinthians 2 vs 0** San Lorenzo

07/11/2021  
**Corinthians 5 vs 1** Nacional

10/11/2021  
Deportivo Capiatá **0 vs 4** Corinthians

QUARTER-FINALS  
13/11/2021  
**Corinthians 3 vs 1** Alianza Lima

SEMI-FINAL  
16/11/2021  
Nacional **0 vs 8** Corinthians

FINAL  
21/11/2021  
Ind. de Santa Fe **0 vs 2** Corinthians

### FORMATION: 1-4-4-2

In the defensive phase, the main behaviour of Corinthians was to mark in a compact mid/high block. Their organisation of the defensive line in each of their lines did not allow their opponent to easily build-up play. As a result, their statistics showed that they only conceded two goals and did not lose any matches during the entire competition.

In the attacking phase, they prioritised the build-up of play through the goalkeeper Kemelli, who was positioned as a sweeper, thus gaining greater depth and width.

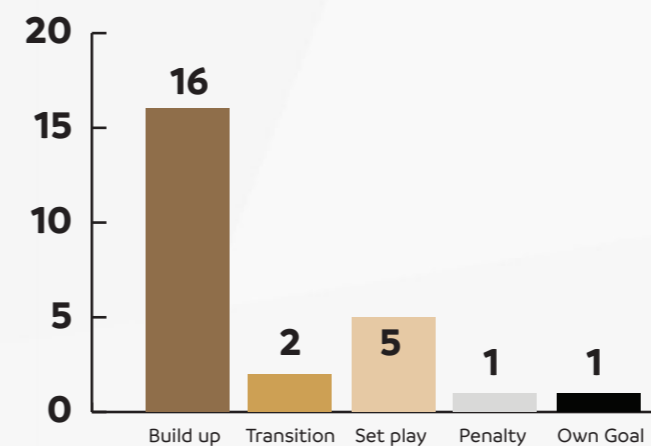
Whenever they lost possession of the ball, their behaviour in

the defensive transition was to recover the ball as quickly as possible.

We see that play down the wings was used constantly with the incorporation of the wingers into attack, creating a 2 vs 1, and thus achieving numerical superiority in the final third. As a playing strategy, variations were seen in their system, positioning in a 1-4-2-3-1 or 1-4-1-4-1, seeking to close options in the attacking phase and reaching the final third with greater intensity.

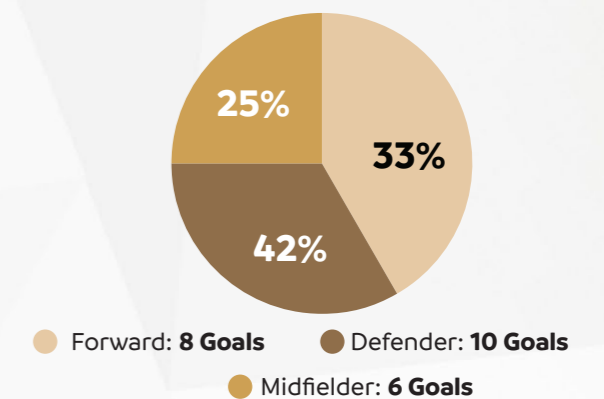
Link-up play was also present at several moments of play, thus showing versatility in their strategies.

### Phases of play for goals



\*Action in play that goal situations come from

### Goals per playing position



\*Statistics of the number of goals scored according to their playing position in the team.

### Total Goals

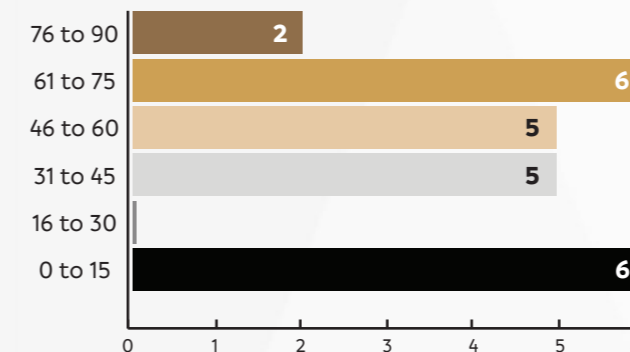
**24** Goals

### Average goals per match

**4** Goals

\*The average is obtained from the number of goals scored divided by the number of matches played

### Minutes of goals scored



\*Time of the goals scored, which makes it possible to observe some factors for example that were persistent during the entire match in order to obtain victory in the match

### Top Scorers

Victoria Albuquerque 4 goals	Jheniffer da Silva 4 goals	Tamires 3 goals
Gabrielle Jordao 2 goals	Adriana da Silva 2 goals	Diany Martins 2 goals
Grazielle Pinheiro 2 goals	Yasmin Ribeiro 1 goal	Giovanna Campiolo 1 goal
Erika Dos Santos 1 goal	Julieta Silva 1 goal	Gabriela Zanotti 1 goal





# Deportivo Cali



Head Coach  
**John Alberto Ortíz**

### Coaching Staff

**AC:** Angie Verónica Vega Franco

**FC:** Mario Alberto Janer Arbeláez

**AFC:** Christian David Rayo Córdoba



### GROUP C

TEAM	Pts.	MP	W	D	L	FC	GA	Diff.
<b>Deportivo Cali</b>	9	3	3	0	0	14	1	13
<b>Alianza Lima</b>	6	3	2	0	1	6	2	4
<b>Universidad de Chile</b>	3	3	1	0	2	7	5	2
<b>Real Tomayapo</b>	0	3	0	0	3	0	19	-19

### Matches

04/11/2021  
**Deportivo Cali 2 vs 0** Alianza Lima

07/11/2021  
**Deportivo Cali 8 vs 0** Real Tomayapo

10/11/2021  
Universidad de Chile **1 vs 4** **Deportivo Cali**

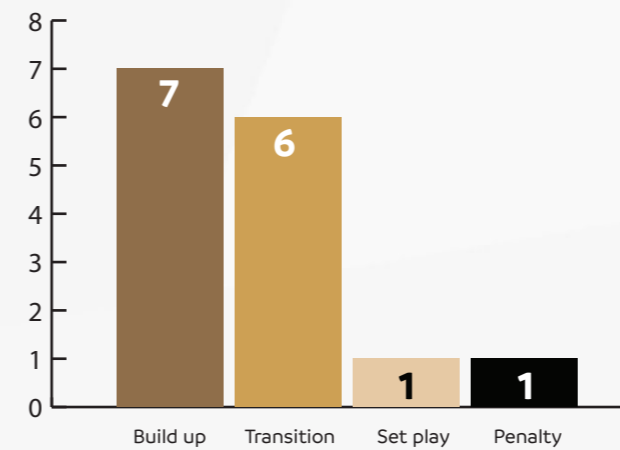
QUARTER-FINALS  
13/11/2021  
**Deportivo Cali 1 vs 2** Nacional

### FORMATION: 1-4-5-1

The behaviour of Deportivo Cali in the defensive phase was characterised by maintaining a mid/high block, delaying the opponent from playing the ball out. Depending on how the match was progressing, they applied mixed or zonal marking all throughout. In the defensive transition, the tactical system was restructured into a 1-4-2-3-1, which made it possible to close down spaces and recover the ball faster. As a result, they only conceded three goals during the entire tournament.

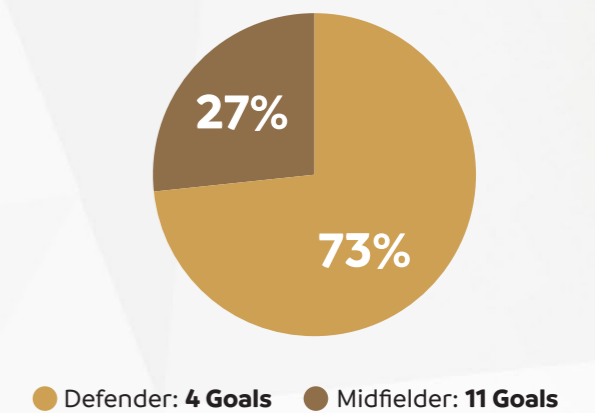
In the attacking phase, they prioritised link-up play with lots of movement, creating spaces, maintaining width and depth in their lines. After recovering the ball, their attacking transition exploited spaces, mainly on the wings. They managed to reach the final third with numerical superiority, which enabled great effectiveness when finishing, resulting in 15 goals throughout the tournament.

### Phases of play for goals



\*Action in play that goal situations come from

### Goals per playing position



\*Statistics of the number of goals scored according to their playing position in the team.

### Total Goals

**15** Goals

### Average goals per match

**3,75** Goals

\*The average is obtained from the number of goals scored divided by the number of matches played

### Top Scorers



**Tatiana Ariza**  
4 goals




**Linda Caicedo**  
4 goals



**Farlyn Caicedo**  
2 goals



**Paula Medina**  
2 goals



**Jorelyn Carabali**  
1 goal

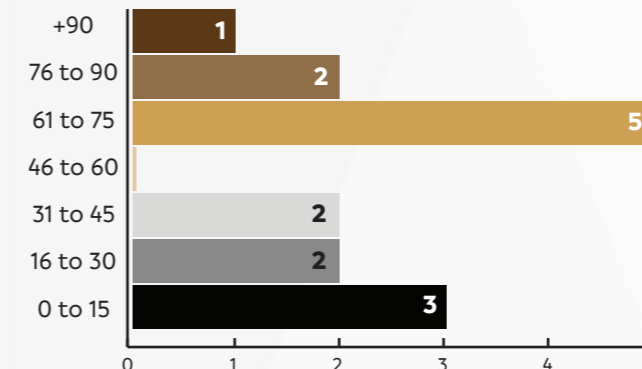


**Daniela Montoya**  
1 goal



**Laura Orozco**  
1 goal

### Minutes of goals scored



\*Time of the goals scored, which makes it possible to observe some factors for example that were persistent during the entire match in order to obtain victory in the match





# Ferroviária



Head Coach  
**Roberta Batista**

### Coaching Staff

**FC:** Raquel Ferreira Viana

**AFC:** Vanessa Cristina Cataneo



### GROUP A

TEAM	Pts.	MP	W	D	L	FC	GA	Diff.
<b>Ferroviária</b>	7	3	2	1	0	5	1	4
<b>Ind. de Santa Fe</b>	7	3	2	1	0	3	0	3
<b>Deportivo Cuenca</b>	3	3	1	0	2	5	3	2
<b>Sol de América</b>	0	3	0	0	3	0	9	-9

### Matches

03/11/2021

**Ferroviária 3 vs 0** Sol de América

06/11/2021

**Ferroviária 2 vs 1** Deportivo Cuenca

09/11/2021

Ind. de Santa Fe **0 vs 0** Ferroviária

QUARTER-FINALS  
12/11/2021

**Ferroviária 3 vs 0** Cerro Porteño

SEMI-FINAL  
15/11/2021

**Ferroviária 1 vs 1** Ind. de Santa Fe  
(2) vs (4)

3rd. Place  
18/11/2021

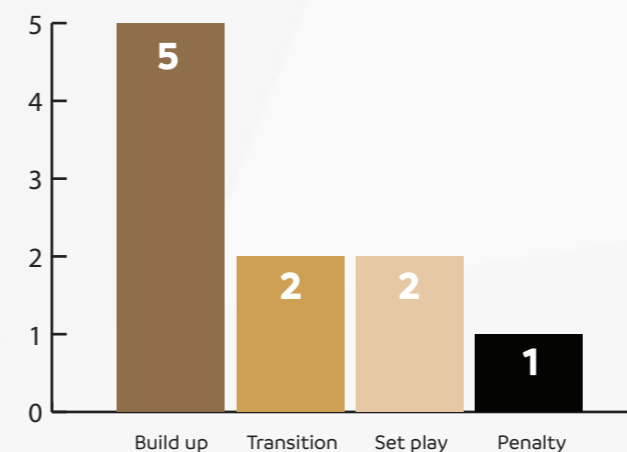
**Ferroviária 3 vs 1** Nacional

## FORMATION: 1-4-4-2

Ferroviária showed it was a very compact team in the defensive phase, protecting the central lane in a mid/high block. When the opponent brought the ball out, Ferroviária pressed intensely, seeking to press to prevent the opponent from moving forward.

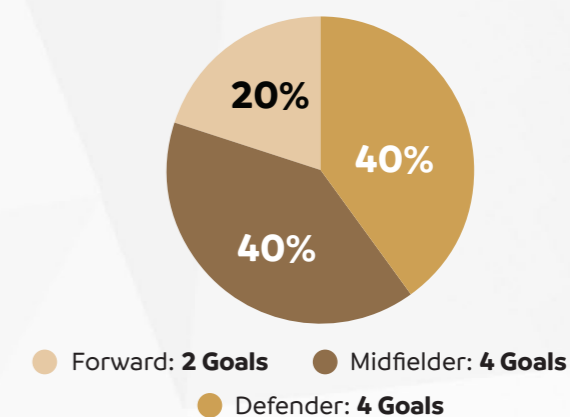
In the attacking phase, they sought to play out from the back, building with support and almost in a rhombus in order to unbalance the defensive lines of the opponent. They sought to create numerical superiority through movement in the middle of the pitch, giving attackers the freedom to infiltrate the final third.

### Phases of play for goals



\*Action in play that goal situations come from

### Goals per playing position



\*Statistics of the number of goals scored according to their playing position in the team.

### Total Goals

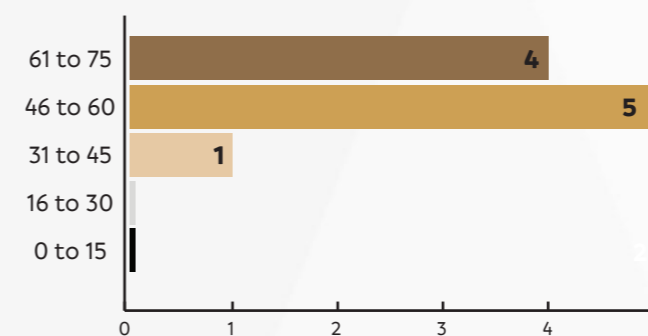
**10** Goals

### Average goals per match

**2** Goals

\*The average is obtained from the number of goals scored divided by the number of matches played

### Minutes of goals scored



\*Time of the goals scored, which makes it possible to observe some factors for example that were persistent during the entire match in order to obtain victory in the match


### Top Scorers



**Rafaela Silva**  
3 goals



**Patricia Da Silva**  
2 goals



**Raquel Dos Santos**  
1 goal



**Suzane Pires**  
1 goal



**Luana Menegardo**  
1 goal



**Larissa Pereira**  
1 goal



**Carolina Tavares Vieira**  
1 goal





# Independiente Santa Fe



Head Coach  
**Albeiro Erazo**

### Coaching Staff

**AC:** Marco Antonio Indaburo Barrios

**FC:** Carlos Eduardo Villarreal Caballero

**AFC:** Maria Alejandra Rojas Gonzalez



GROUP A								
TEAM	Pts.	MP	W	D	L	FC	GA	Diff.
Ferroviária	7	3	2	1	0	5	1	4
Ind. de Santa Fe	7	3	2	1	0	3	0	3
Deportivo Cuenca	3	3	1	0	2	5	3	2
Sol de América	0	3	0	0	3	0	9	-9

## Matches

03/11/2021

Deportivo Cuenca **0 vs 1** Ind. Santa Fe

06/11/2021

Sol de América **0 vs 2** Ind. Santa Fe

09/11/2021

Ind. Santa Fe **0 vs 0** Ferroviária

12/11/2021

Avai Kindermann **2 (5) vs 2 (6)** Ind. Santa Fe

15/11/2021

Ferroviária **1 (2) vs 1 (4)** Ind. Santa Fe

21/11/2021

Ind. Santa Fe **0 vs 2** Corinthians

## 1-4-4-3 FORMATION

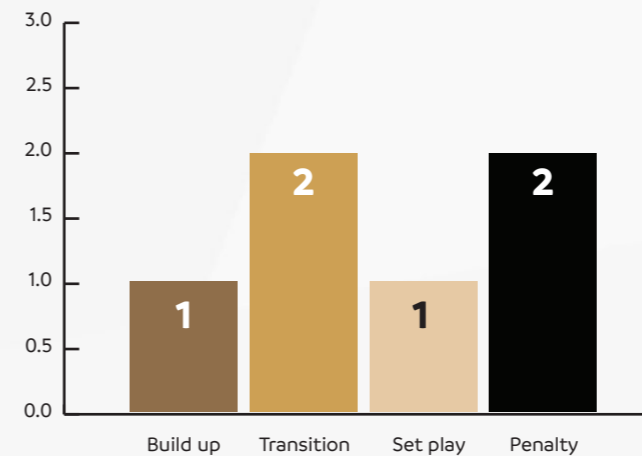
In the defensive phase, they were characterised by staying in a high block, leading the opponent to play out using the wings. They maintained compact marking by protecting the central lane, preventing the opponent from progressing in this zone. In the defensive transition, the tactical system was restructured into a 1-4-4-2 to have greater balance in their lines.

In the attacking phase, it was observed that in most occa-

sions their play progressed down the wing, maintaining width and depth. This enabled them to reach the final third with numerical superiority. In the offensive transition, they were able to identify the spaces left by the opponent and progress quickly to the final third.

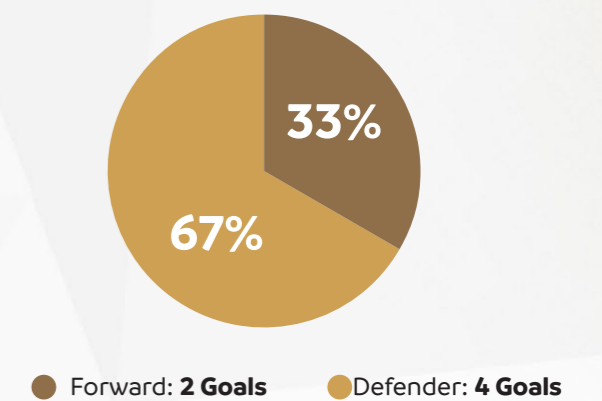
Link-up play was also present at several moments of play, in order to create inside spaces using long and diagonal balls with the wingers.

### Phases of play for goals



\*Action in play that goal situations come from

### Goals per playing position



\*Statistics of the number of goals scored according to their playing position in the team.

### Total Goals

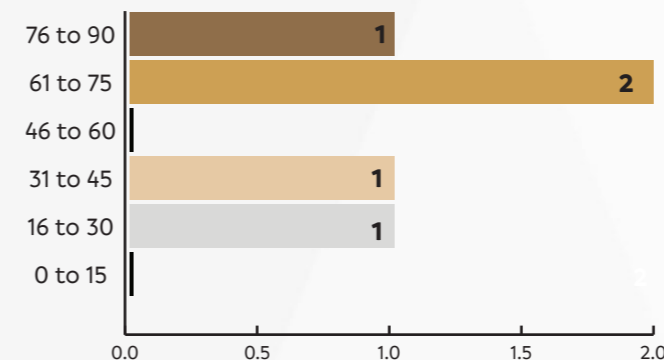
**6** Goals

### Average goals per match

**1** Goal


\*The average is obtained from the number of goals scored divided by the number of matches played

### Minutes of goals scored




\*Time of the goals scored, which makes it possible to observe some factors for example that were persistent during the entire match in order to obtain victory in the match

### Top Scorers



**Fany Gauto**  
2 goals



**Joemar Guarecuco**  
1 goal



**Ivonne Chacon**  
1 goal



**Gisela Robledo**  
1 goal



**Liana Salazar**  
1 goal





# Nacional



Head Coach  
**Albeiro Erazo**

### Coaching Staff

**AT:** Marisa Alba Chazarreta Pizzani / Federico Garcia

**PF:** Javier Alejandro Noble Guardia



### GROUP D

TEAM	Pts.	MP	W	D	L	FC	GA	Diff.
Corinthians	9	3	3	0	0	11	1	10
Nacional	6	3	2	0	1	6	5	1
San Lorenzo	3	3	1	0	2	1	4	-3
Deportivo Capiatá	0	3	0	0	3	0	8	-8

### Matches

04/11/2021  
**Nacional 3 vs 0** Deportivo Capiatá

07/11/2021  
Corinthians **5 vs 1** Nacional

10/11/2021  
San Lorenzo **0 vs 2** Nacional

QUARTER-FINALS  
13/11/2021  
Deportivo Cali **1 vs 2** Nacional

SEMI-FINAL  
16/11/2021  
**Nacional 0 vs 8** Ind. Santa Fe

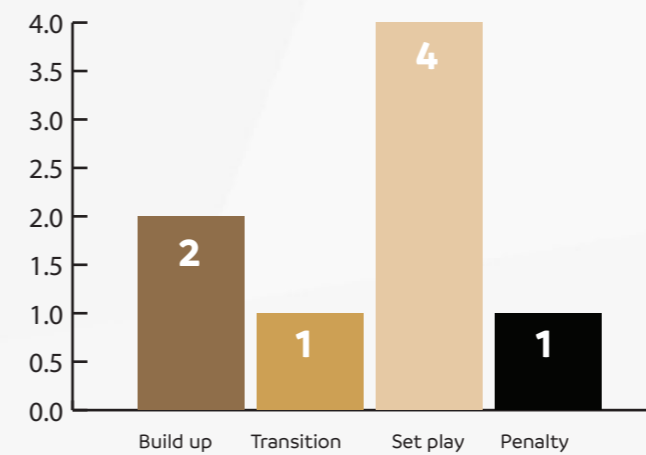
3rd. PLACE  
18/11/2021  
Ferroviária **1 vs 1** Nacional (3) (1)

## 1-3-5-2 FORMATION

We should remember that this system ensures control of the flow of the game in midfield, making it possible to have greater effectiveness in counterattacks. In their defensive behaviour, having a line of five players made it difficult for the opponent to progress in attack.

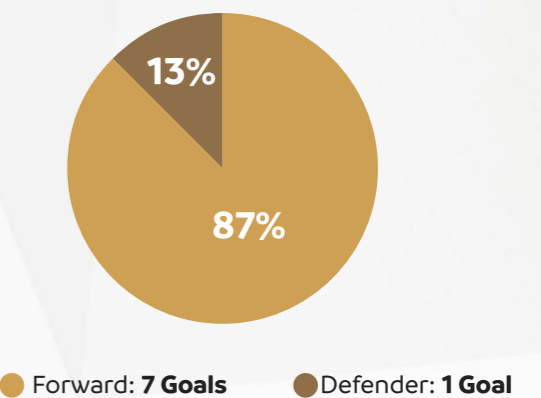
In the defensive phase, they prioritised closing down the wide lanes, forcing the opponent to play down inside lanes and thus recover the ball more quickly. They positioned in a mid/low block in order to control the opponent's attacks. When repositioning after losing the ball, they changed to a 1-5-3-2,

### Phases of play for goals



\*Action in play that goal situations come from

### Goals per playing position



\*Statistics of the number of goals scored according to their playing position in the team.

### Total Goals

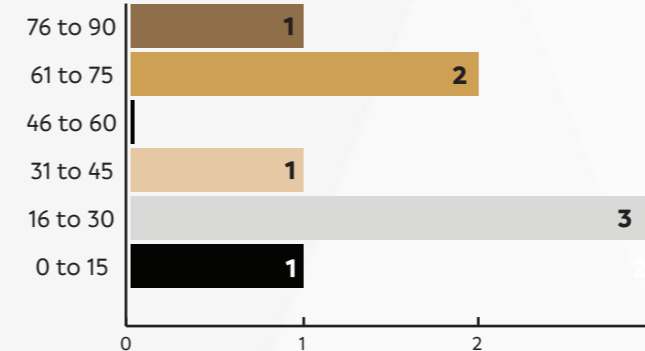
**8** Goals

### Average goals per match

**1,6** Goals

\*The average is obtained from the number of goals scored divided by the number of matches played

### Minutes of goals scored




\*Time of the goals scored, which makes it possible to observe some factors for example that were persistent during the entire match in order to obtain victory in the match

### Top Scorers



**Esperanza Pizarro**  
4 goals



**Yamila Badell**  
3 goals



**Gisela Robledo**  
1 goal



# CHAPTER 4

## STATISTICAL DATA

### GOALS

Average goals per match		Total goals
4,33	Corinthians	13
1	Santa Fé	3
1,66	Ferroviária	5
1	Nacional	3
2	Avai-Kinderman	2
1	Deportivo Cali	1
1	Alianza Lima	1
0	Cerro Porteño	0

### SHOTS

Average shots on target per match		Total shots on target
7,66	Corinthians	23
5	Santa Fé	15
9,66	Ferroviária	29
3,66	Nacional	11
5	Avai-Kinderman	5
6	Deportivo Cali	6
2	Alianza Lima	2
3	Cerro Porteño	3

### PASSES COMPLETED

Total passes completed		% of completed passes per match
1581	Corinthians	70%
803	Santa Fé	55%
1340	Ferroviária	67%
558	Nacional	45%
261	Avai-Kinderman	53%
346	Deportivo Cali	59%
209	Alianza Lima	50%
240	Cerro Porteño	49%

### PASSING LINES

Average passing lines per match		Longest passing line
72,66	Corinthians	27
34,66	Santa Fé	13
67,33	Ferroviária	15
17,66	Nacional	8
41	Avai-Kinderman	8
43	Deportivo Cali	11
25	Alianza Lima	9
30	Cerro Porteño	6

### SHOTS MISSED

Average shots off target per match		Total shots off target
7	Corinthians	21
5,66	Santa Fé	17
9,66	Ferroviária	22
3,66	Nacional	13
5	Avai-Kinderman	8
6	Deportivo Cali	11
2	Alianza Lima	1
3	Cerro Porteño	4

### SHOTS

Average shots per match		Total shots
14,66	Corinthians	44
10	Santa Fé	30
17	Ferroviária	51
8	Nacional	24
5	Avai-Kinderman	13
6	Deportivo Cali	17
2	Alianza Lima	3
3	Cerro Porteño	7

### CORNER KICKS

Average corner kicks per match		Total corner kicks
3	Corinthians	9
6	Santa Fé	18
3,66	Ferroviária	11
3,33	Nacional	10
7	Avai-Kinderman	7
6	Deportivo Cali	6
0	Alianza Lima	0
3	Cerro Porteño	3

### FOULS

Average fouls per match		Total Fouls
12	Corinthians	36
16	Santa Fé	48
14	Ferroviária	42
13,33	Nacional	40
11	Avai-Kinderman	11
9	Deportivo Cali	9
12	Alianza Lima	12
18	Cerro Porteño	18

### POSSESSION

Average time of possession per match

Corinthians	41:36:00	MINUTES
Santa Fé	29:16:00	MINUTES
Ferroviária	37:42:00	MINUTES
Nacional	24:06:00	MINUTES
Avai-Kinderman	28:48:00	MINUTES
Deportivo Cali	31:09:00	MINUTES
Alianza Lima	21:29:00	MINUTES
Cerro Porteño	27:18:00	MINUTES

### PASSES

Average first touches per match		Average passes per match
748,66	Corinthians	527
488,33	Santa Fé	267,66
667,33	Ferroviária	446,66
409,33	Nacional	186
488	Avai-Kinderman	261
588	Deportivo Cali	346
421	Alianza Lima	209
490	Cerro Porteño	240

### SAVES

Average saves per match		Total saves per match
2,33	83% Corinthians	7
3,66	69% Santa Fé	11
3,66	86% Ferroviária	11
4,66	66% Nacional	14
3	60% Avai-Kinderman	3
3	60% Deportivo Cali	3
4	57% Alianza Lima	4
13	81% Cerro Porteño	13



## Totals of the Final Stage

Total	Total summary	Per match
<b>28</b>	Goals	<b>3,5</b>
<b>191</b>	Total shots	<b>23,88</b>
<b>94</b>	Shots on target	<b>11,75</b>
<b>97</b>	Shot attempts off target	<b>12,13</b>
<b>49%</b>	% shot attempts on target	<b>49%</b>
<b>15%</b>	% shot attempts scored	<b>15%</b>
<b>8928</b>	First touches	<b>1116</b>
<b>7.7</b>	Average time of each possession (sec.)	<b>6.7</b>
<b>5338</b>	Passes	<b>667,25</b>
<b>60%</b>	% passes completed	<b>60%</b>
<b>716</b>	Number of "passing lines"	<b>89,5</b>
<b>64</b>	Corner kicks	<b>8</b>
<b>216</b>	Fouls	<b>27</b>
<b>66</b>	Saves by goalkeeper	<b>8,25</b>
<b>46</b>	Offsides	<b>5,75</b>





# CHAPTER 5 FINAL STANDINGS

## CHAMPION




Sport Club   
**Corinthians Paulista**

3rd title



**Runner-up**  
Independiente Santa Fe



**3rd PLACE**  
Ferroviária Futebol S.A.  




**4th PLACE**  
Nacional  





**5th PLACE**   
Associação Esportiva Kindermann



**6th PLACE**   
Deportivo Cali



**7th PLACE**   
Alianza Lima



**8th PLACE**   
Cerro Porteño



**9th PLACE**   
Santiago Morning F.F.



**10th PLACE**   
Universidad de Chile F.F.




**11th PLACE**   
Club Deportivo Cuenca



**12th PLACE**   
San Lorenzo



**13th PLACE**   
Deportivo Capiata



**14th PLACE**   
Sol de América



**15th PLACE**   
Yaracuyano F.C.



**16th PLACE**   
CD Real Tomayapo

## CHAMPIONS

2009 - 2021



**2009**  
SANTOS



**2010**  
SANTOS



**2011**  
SÃO JOSÉ EC



**2012**  
COLO COLO



**2013**  
SÃO JOSÉ EC



**2014**  
SÃO JOSÉ EC



**2015**  
FERROVIÁRIA



**2016**  
LIMPEÑO



**2017**  
CORINTHIANS AUDAX



**2018**  
HUILA



**2019**  
CORINTHIANS



**2020**  
FERROVIÁRIA



**2021**  
CORINTHIANS



# CHAPTER 6

AWARDS

## BEST 11

**G. ROBLEDO** (Santa Fe)

**L. CAICEDO** (Alacranes Negros)

**ADRIANA** (Corinthians)

**V. ALBUQUERQUE** (Corinthians)

**G. ZANOTTI** (Corinthians)

**F. GAUTO** (Santa Fe)

**TAMIRES** (Corinthians)

**POLIANA** (Corinthians)

**K. CAICEDO** (Alacranes Negros)

**G. CAMPIOLO** (Corinthians)

**K. TAPIA** (Santa Fe)

## TOP SCORERS IN THE TOURNAMENT

4 GOALS

**VICTORIA ALBUQUERQUE #17**

**ESPERANZA PIZARRO #10**

**LINDA CAICEDO #15**

**TATIANA ARIZA #9**

**ESPERANZA PIZARRO #10**

AVERAGE GOALS

32 MATCHES 102 GOALS

3,19 AVERAGE GOALS PER MATCH

**Adriana**  
Leal da Silva  
PLAYER OF THE TOURNAMENT





# CHAPTER 7

## APPENDIX

### DIGITAL MILESTONES

More than **30% growth** on all channels of the CONMEBOL Libertadores Femenina with 63 K new followers.

More than **28.8 million** video views and **1.5 million** interactions.

Broadcast via Facebook had **36 million views**. Growth of **+260% versus the 2020 edition**.

More than **180 K mentions** on Twitter about the tournament.

@LibertadoresFEM

@libertadores

libertadores

ConmebolLibertadores.com

@LibertadoresFEM

CopaLibertadores

CONMEBOL Libertadores

### BROADCASTS

	Facebook Watch	DIRECTV SPORTS	DEPORTV
	Facebook Watch		
	Facebook Watch	CONMEBOL TV	
	ESPN	FOX	STAR+
	Facebook Watch	DIRECTV SPORTS	ZONA LATINA
	Facebook Watch	DIRECTV SPORTS	WTA
	Facebook Watch	DIRECTV SPORTS	
	Facebook Watch	tigo SPORTS	
	Facebook Watch	DIRECTV SPORTS	
	Facebook Watch	SimpleTV	
	Facebook Watch	DIRECTV SPORTS	vera+
	Claro sports		

#### Sponsors



# MEDICAL AND ANTI-DOPING COMMITTEE

## MEDICAL OFFICIALS

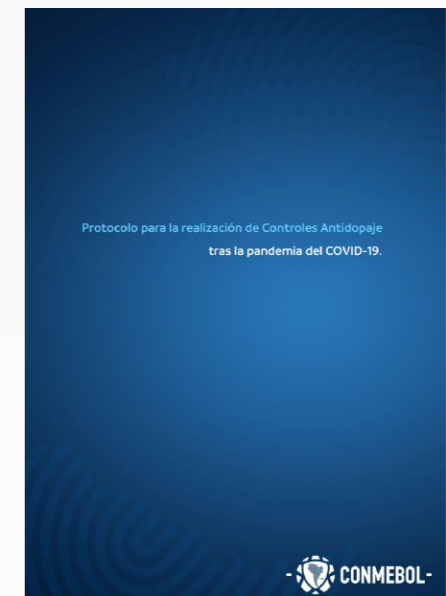


- Dr. Osvaldo Villanueva Coordinador Médico
- Dra. Nadia Sosa Coordinadora Antidopaje
- Dra. Patricia Mazacotte Oficial Antidopaje
- Dr. José Martínez Oficial Antidopaje
- Luis Dioverti Coordinador de Comisión Médica
- Elías Paredes Coordinador de Unidad Antidopaje

## PROTOCOLS APPLIED IN THE CHAMPIONSHIP



2021 Medical Protocol and medical provisions for the tournament.



Protocol for conducting anti-doping controls after the COVID-19 pandemic.

Medical protocols for injuries in competitions.



# RT – PCR

## Swabbing Details

Swabbing dates:  
**6 dates**

Verified crowd:  
**Zone 1**

**Details of crowd:**

- CONMEBOL Staff
- Refereeing
- Press and Digital
- Stadium Officials (Olimpia and Nacional)
- 16 participant clubs
- Extra guests of clubs

### Total Swabs

**4382**  
Total Verified Results

**99.87%**  
% Effectiveness

**4377**  
Total negative RT-PCR

**5**  
Total positive RT-PCR

## Statistics by country

### Paraguay



Verified RT-PCR: **3722**  
Negative RT-PCR: **3717**  
Positive RT-PCR: **5**

### Uruguay



Verified RT-PCR: **660**  
Negative RT-PCR: **660**  
Positive RT-PCR: **0**

# Injuries



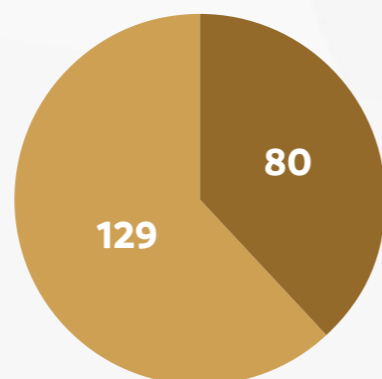
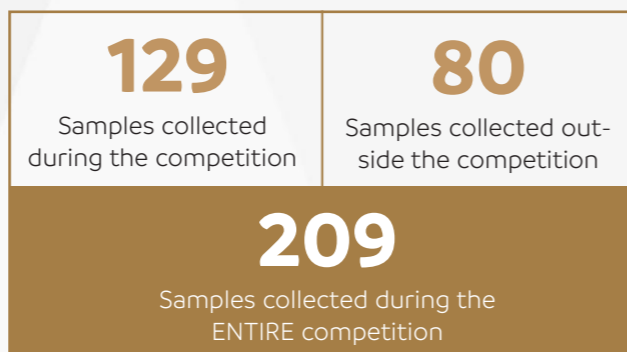
**Types of Injuries:**

- Head injury
- Knee sprain
- Knee injury
- Muscle tear on thigh
- Cruciate ligament rupture in knee





# ANTI-DOPING CONTROLS



● **80** Samples collected outside the competition

● **129** Samples collected during the competition

## ANTI-DOPING TALKS

Anti-doping talks were carried out via ZOOM with the participation of:

319 ATHLETES  
128 COACHING STAFF



# REFEREEING

CONMEBOL LIBERTADORES FEMENINA 2021

32 referees and assistant referees were called up to participate from the 10 member associations.

NAME	COUNTRY	FOOTBALL ACTIVITY
Mariana De Almeida	Argentina	Assistant Referee
María Laura Fortunato	Argentina	Referee
Daiana Milone	Argentina	Assistant Referee
Adriana Jessica Farfan Herbas	Bolivia	Referee
Inés Choque Quispe	Bolivia	Assistant Referee
Maricela Urapuca Moirenda	Bolivia	Assistant Referee
Leila Naiara Moreira Da Cruz	Brazil	Assistant Referee
Edina Alves Batista	Brazil	Referee
Neuza Inês Back	Brazil	Assistant Referee
Loreto Andrea Toloza Cravero	Chile	Assistant Referee
Cindy Andrea Nahuelcoy Jara	Chile	Assistant Referee
María Belén Carvajal Peña	Chile	Referee
Nataly Arteaga Insuasty	Colombia	Assistant Referee
Mary Cristina Blanco Bolívar	Colombia	Assistant Referee
Maria Victoria Daza Ortíz	Colombia	Referee
Viviana María Segura Angulo	Ecuador	Assistant Referee
Susana Nataly Corella Manzo	Ecuador	Referee
Mónica Fernando Amboya Soque	Ecuador	Assistant Referee
Laura Virginia Miranda Melgarejo	Paraguay	Assistant Referee
Nancy Elizabeth Fernández Villagra	Paraguay	Assistant Referee
Zulma Noemí Quiñónez Lezcano	Paraguay	Referee
Gabriela Moreno Marchinares	Peru	Assistant Referee
Mariana Marely Aquino Morales	Peru	Assistant Referee
Elizabeth Tintaya Benites	Peru	Referee
Anahí Fernández Hernández	Uruguay	Referee
Daiana Fernández	Uruguay	Assistant Referee
Adela Sánchez Aizpún	Uruguay	Assistant Referee
Migdalia Yolimar Rodríguez Chirino	Venezuela	Assistant Referee
Laura Virginia Cárdenas Romero	Venezuela	Assistant Referee
Emikar Virginia Calderas Barrera	Venezuela	Referee
Jésica Salome Di Iorio	Argentina	Referee
Daiane Muniz	Brazil	Referee



# VAR



In the final of the CONMEBOL Libertadores Femenina, the VAR tool was used for the first time for a women's football match in CONMEBOL tournaments.

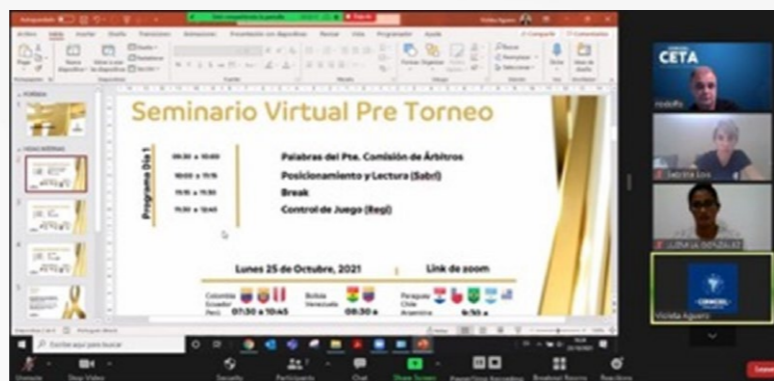
María Laura Fortunato (referee), Mariana De Almeida (assistant referee), Daiana Milone (assistant referee) and Salomé Di Iorio (VAR), were responsible for officiating the final match of the 2021 edition of the most important women's club tournament on the continent. This match was played between Independiente Santa Fe and Corinthians, and took place at the Gran Parque Central stadium in Montevideo.

## PREPARATION

Before the tournament, an audiovisual course was held via Zoom with all of the referees, as a means of standardising refereeing criteria for the entire competition.

Throughout the tournament, debriefings were held in order to show the most important decisions of the referees, and be able to draw conclusions from them.

Likewise, in-person simulations were held with VAR plays at the Centre for Technological Referee Training (CETA).





# GLOSSARY

**For the purposes of this analysis, the concepts used are understood as follows:**

**Types of pressing:** This behaviour is generated when the rival team begins play. Often, the aim is to direct them to take the ball out on their weaker side, thus enabling more effective recovery.

- **High:** the team that does not have the ball is in the opponent's half with high lines, preventing the rival from easily playing the ball out.

- **Midfield:** the team that does not have the ball stays in the middle of the pitch, enabling the opponent to start play more easily. And, once the team in possession of the ball reaches the middle zone, they immediately begin more intense pressing to recover possession.

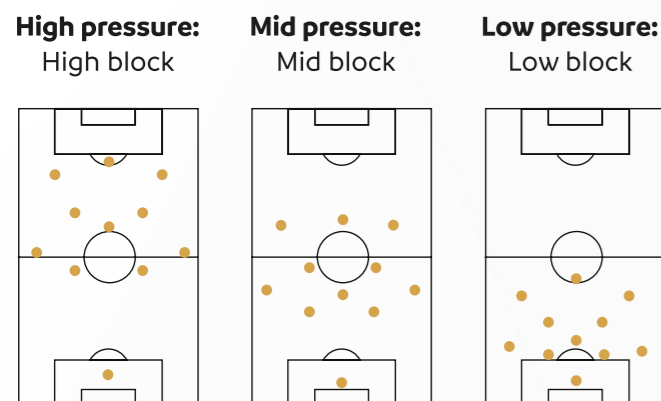
- **Low:** the team that does not have possession of the ball sits back in their own half of the pitch, enabling the opponent to move forward, with the intention of recovering the ball in the final third.

**Compactness:** this is the positioning and space that a team occupies on the pitch. This can be in high, mid or low block.

- **High block:** Positioning with a high line, reducing spaces in play, seeking to recover the ball when the opponent takes the ball out, causing mistakes.

- **Mid block:** When the team is positioned in midfield. The priority is to keep the lines sufficiently close together to prevent the opponent from progressing.

- **Low block:** when the team is positioned in lines at the back, defending the space close to the goal.



**Retreat:** The movements backwards by the players in a team that lost possession of the ball, in their attacking action, in order to return to occupy defensive positions as quickly as possible.

**Pressing after losing possession:** This behaviour occurs when your team has possession of the ball and loses it, therefore, it immediately seeks to recover it as quickly as possible without retreating back into its own half.

- **Intense pressing:** Defensive behaviour that the direct opponent uses on the player in possession of the ball in order to prevent them from fulfilling their objectives. It is pressing with the tactical intention of:

1. Preventing an opponent player from going past
2. Stealing the ball
3. Deterring players from areas where you don't want them to go
4. Directing players towards where you want them to go
5. Closing down passing lines

**Marking:** movement that hinders or prevents the opponent from progressing on the pitch. Types of marking:

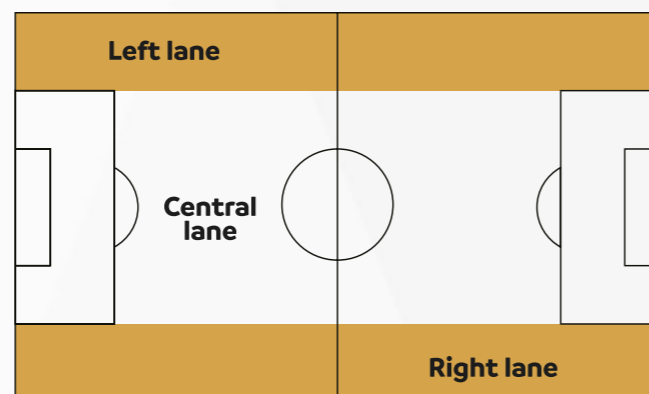
- **Man-to-man marking:** marking of a specific player with the aim of blocking their actions. Example: the defender will try to pursue the rival player, regardless of where they are.

- **Zonal marking:** marking carried out on an area of the pitch. Example: each defender is responsible for a specific area, therefore, when the opponent enters their zone, they must reduce spaces on the pitch.

- **Mixed marking:** it uses both zonal and man-to-man marking, which alternates in specific situations of play.

**Lanes:** longitudinal division of the pitch, divided into: Side lanes (left and right wings) and central lane.

**Build-up play:** the team in possession of the ball seeks to



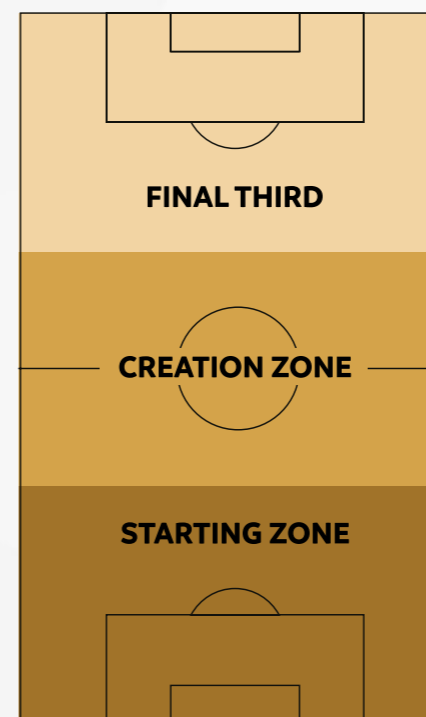
build an attack that is more effective and that manages to cancel out the opponent's defence.

**Thirds:** First, middle, final

- **Defensive third:** zone where the team begins play, next to the penalty area, where the players responsible for managing possession of the ball are normally the goalkeeper, the defenders and the defensive midfielders.

- **Middle third:** third where the team with the ball builds play by moving closer to the opponent's half. Normally these movements are carried out by midfielders and wingers further up the pitch.

- **Attacking third:** all actions targeted at the final stage of attack on the opponent's goal occur in this third. It is where the forwards seek to produce plays on their own or collectively in order to get close to the goal.



**Formation:** this is the term used to define how a team is positioned on the pitch and the way that players occupy spaces in their different zones. Example: 1-4-4-2, 1-4-2-3-1, etc.

**Defensive behaviour:** Actions that a team carries out when it does not have possession of the ball. They encompass all the individual, group and collective movements that cause defensive behaviour with the aim of recovering the ball by preventing the opponent from scoring a goal.

**Defensive transition:** refers to the moment when the team loses possession of the ball. That is to say, once the opponent recovers the ball, the team enters a defensive transition seeking to reorganise defensively, preventing the opponent from achieving their goal.

**Attacking behaviour:** actions that a team carries out when it has possession of the ball. It encompasses all individual, group and collective movements that cause attacking behaviour in order to advance in an organised way, looking for options to reach the final third.

**Attacking transition:** moment in a match when the team regains possession of the ball and seeks to attack very quickly, looking for spaces left by the opponent.

**Set piece:** moves created in training with the aim of surprising the opponent with movements that unsettle and create a goal-scoring opportunity. Normally, it is used in plays close to the penalty area, such as corner kicks, and direct and indirect free kicks.

**Transitions:** the precise moment, the instant in which a team switches from defence to attack when it recovers the ball, or the moment when it switches from attack to defence when it loses the ball.

**Performance:** Sporting performance is the set of results obtained by a sports person in accordance with how they employ the resources they possess. Among the crucial factors of performance in football, two stand out: physical and technical ability.

**Passing line:** it is the imaginary space, free from obstacles, through which the ball could be delivered to a teammate without any opponent getting in the way.



**Credits CONMEBOL LIBERTADORES FEMENINA 2021**

Official Publication of the South  
American Football Confederation (CONMEBOL)

**PRESIDENT**

Alejandro Domínguez W-S

**Secretary-General**

José Astigarraga

**Deputy Secretary-General / Legal Director**

Monserrat Jimenez

**Deputy Secretary-General / Director of Development**

Nery Pumpido

**Competition Director**

Frederico Nantes

**President of the Refereeing Committee**

Enrique Cáceres

**President of the Medical Committee / Director of the Anti-Doping Unit**

Dr. Osvaldo Pangrazio

**Technical experts**

Gerardo Pelusso, Krikor Attarian, José Catoya,  
Milenko Valenzuela, Michel Kanitz, Vanessa Arauz, Rosana Gómez

**Editing**

Clarence Acuña, Fabimar Franchi, Mei Nagaoka

Autopista Silvio Pettrossi y Valois Rivarola, Luque - Paraguay

Tel: +595 645 781 RA [www.conmebol.com](http://www.conmebol.com)

email: [conmebol@conmebol.com.py](mailto:conmebol@conmebol.com.py)

**Press Photography**

CONMEBOL

**Design**

Augusto Arrua - VANARB

**Translation**

Grizzie Logan

**Copy Editing**

Fina Tinta





**- CONMEBOL -**  
**LIBERTADORES™**  
**FEMENINA**  
**2021**

THE GLORY BELONGS TO THEM™