

- CONMEBOL -
EVOLUCIÓN

TACTICAL STUDY GROUP
**FIFA WORLD
CUP QATAR
2022**



Dream big.

Dream big.



Contents

INTRODUCTION – ALEJANDRO DOMÍNGUEZ	4
INTRODUCTION – NERY PUMPIDO	5
TACTICAL STUDY GROUP	6
HOW EACH SOUTH AMERICAN TEAM MADE IT TO THE WORLD CUP	8
Argentina	10
Brazil	12
Ecuador	14
Uruguay	16
ANALYSIS OF EACH OF THE NATIONAL TEAMS	18
Argentina	20
Brazil	36
Ecuador	48
Uruguay	56
TACTICAL ANALYSIS OF THE FIFA WORLD CUP	64
Systems of Play	66
Defensive behaviors	67
Offensive behaviors	68
Defensive transitions	69
Offensive transitions	70
Set-piece situations	71
TENDENCIES	72
GOALS	76
Types of goals	78
Where the goals were scored from	80
ACKNOWLEDGEMENTS	82

Dream big.

South America on top of the world

In December 2022, one of the main objectives of our management at the head of CONMEBOL was achieved, a South American team, Argentina, won the World Cup, deservedly and without issues. In 2016 we received the immense honor of leading the main entity of South American football, we set goals in terms of transparency policies; promoting football in all categories, genres, and modalities; with the commitment to re-investing what football generates in football, and with the goal of pursuing sporting excellency. Among the latter was the return of South American football to the place of world pre-eminence it deserves because of its history, the talent of its football players, and the passion of its fans. Argentina's World Cup ended a 20-year drought for South America.

From this perspective, the tactical study of this World Cup acquires fundamental importance. For us it is the tournament that begins to put history back on track, it is a competition that, in a way, puts things in their place. It is also an opportunity to learn valuable football lessons that will allow our teams to ratify good decisions and correct dubious courses of action. Looking forward to the next challenges, it is crucial to understand how this unforgettable championship unfolded, to analyze the approach of the different teams, and to understand the vision and strategy they used to make the most of their resources and talents. The work we present here is a contribution of enormous quality for South American football to face these tasks.

At CONMEBOL, we are determined to work with the utmost determination to keep the World Cup in our continent in 2026 and to consolidate South America's sporting leadership in all other club and national team competitions, without exceptions. The way to achieve this is through the promotion of our natural talents, which dazzle the whole world. But it also involves the conscientious and systematic study of experiences, such as the recent Qatar FIFA World Cup. I am sure that this book is an important step in that direction.

So let's continue to believe in great things!



Alejandro Domínguez W-S
President

South American Football Confederation



Learn, grow, and win

When Emiliano Martinez, “El Dibu”, saved that last ball with his fully stretched leg in the Qatar 2022 final, after catching my breath, I remembered my own feelings as the goalkeeper of the 1986 Argentine national team. Even back then I was convinced that matches and tournaments are won by a combination of talent, character, sacrifice, and most importantly, intelligent, and responsible preparation. Subsequently, my experience in technical management also confirmed my belief in the need to work on a concept that we at CONMEBOL consider fundamental: identity.

Valuing and protecting what makes our football players unique and what characterizes South American football is one of the crucial objectives of our management. But that does not mean ignoring the trends and styles in force in other confederations. On the contrary, intelligent preparation requires analyzing the general evolution of football players, always based on our own identity.

The book we present here is a tactical study of the last FIFA World Cup, to draw lessons that will help us strengthen the growth of South American football, both at the national team and club level. It was prepared by a panel of experts, with an unbiased view, after moments of intense emotions. Its mission is to reach out to the entire South American football family and to contribute to the path towards new sporting achievements.

Learn to win!



Nery Pumpido

Deputy Secretary General - Football and Director of Development
South American Football Confederation



Dream big:

Members of the Tactical Study Group

Deputy Secretary General - Football and Director of Development:



Nery Pumpido

Technical experts:



Gerardo Pelusso

G.E.T.
MEMBER
COACH



Sergio Batista

G.E.T.
MEMBER
COACH



Carlos Restrepo

G.E.T.
MEMBER
COACH



Reinaldo Rueda

G.E.T.
MEMBER
COACH



Clarence Acuña

G.E.T.
CONMEBOL
COORDINATOR



Rodrigo Pérez

G.E.T.
CONMEBOL
COORDINATOR



Krikor Attarian

G.E.T. TECHNOLOGY,
VIDEOS AND
STATISTICS

Special collaborators:

- Nicolás Batista (Analyst)
- Gabriel Abud (Analyst)
- Juan David Rueda (Analyst)
- José Solís (Analyst)
- Nicolás Pérez Maurente (Editorial staff)

Technology company:

AZSPORTECH





How each South American team made it to the World Cup



Dream big:



How did Argentina make it to the World Cup?

REPUBLIC OF ARGENTINA


Land area:
2.780.400 sq. km.

Population:
47.327.000



SPORT HISTORY:

- Argentina is one of the world powers in football.
- They won the World Cups of Argentina in 1978, and Mexico 1986.
- They have won the Copa América 15 times.
- It is the country with the most official titles won in adult national teams: 21
- In total, they have won 53 official titles, including those won by their adult, Olympic, and youth national teams.



HOW THEY ARRIVED AT THE WORLD CUP:

Argentina arrived with the best track record. Won the Copa America 2021, beating host nation Brazil in the final. Undefeated second in the South American qualifiers behind Brazil with 39 points from 17 matches. Lastly, they won the Finalísima between America and Europe, beating Italy 3-0 in a resounding manner.

South American
qualifiers
Roundup

Second place with
39 points

Matches Played **17**

11
Wins

6
Draws

0
Losses

Percentage of points obtained 76%

Goals

27
Scored

8
Conceded

+19
Difference

Goals in SPS
(Set-Piece situations)

4
Scored

4
Against

Ball possession

58%

Average number of
Passes per match

480

Most frequently used
System of Play

1-4-4-2 (48%)

Alternative systems of play

1-4-3-3 (20%)

1-4-2-3-1 (13%)



GAME CONCEPTS:

They generally used a 1-4-4-2 system of play, but also had alternative systems according to their opponents and the times of the matches. They showed themselves to be a team of solidarity, where protecting Messi was a clear group objective. It grew over time and was a competitive team at the highest level in the world.

Their idea of play was to take the ball from their defense, passing through the midfield in an elaborate way, to look for Di Maria and Messi in attack, who were the most talented and disruptive players.


When they lost the ball, they tried to get it back immediately, and if they failed to do so, they promptly returned to their defensive zone.

SPS (Set-piece situations)

The defensive aerial play did not show total security. Out of the 8 goals they conceded in the qualifiers, 4 were conceded in the air. In the attack, they looked for short and low moves.

COACH:

Lionel Scaloni





How did Brazil make it to the World Cup?

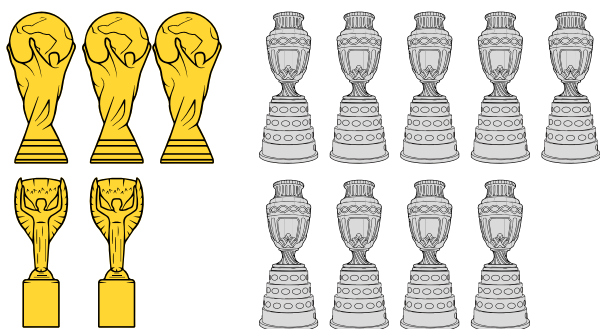
FEDERATIVE REPUBLIC OF BRAZIL

Land Area:
8.515.770 sq. km.
(the fifth largest country in the world)

Population:
217.000.000
(seventh most populated country in the world)

SPORT HISTORY:

- Brazil is one of the world's great football powers.
- It is the only team to have participated in every World Cup to date.
- It is also the team that has won the World Cup the most times, five times: 1958, 1962, 1970, 1994, and 2002.
- It has won the Copa America nine times.



HOW THEY ARRIVED AT THE WORLD CUP:

After the playoffs, they qualified first, undefeated, with 45 points from 17 matches.

South American
qualifiers
Roundup

First place with
45 points

Matches Played **17**

14
Wins

3
Draws

0
Losses

Percentage of points obtained **88%**

Goals

40
Scored

5
Conceded

+35
Difference

Goals in SPS
(Set-Piece situations)

11
Scored

2
Against

Ball possession

58%

Average number of
Passes per match

479

Most frequently used
System of Play

1-4-4-2 (31%)

Alternative systems of play

1-4-3-3 (26%) **1-4-2-3-1 (20%)**

GAME CONCEPTS:

The team conceded very few goals. They had a very strong defense and a team that worked for it, conceding only 5 goals in 17 games.

Their most commonly used system of play was 1-4-4-2, but they were versatile enough to change the system if the game required it.

Their game plan was to attack their opponents, regain possession immediately after losing it, to attack again.

When they were unsuccessful in pressing their opponents up field, they made very efficient transitions back to their defensive zone.

In the build-up of the play, they tried to play from their last zone, passing through the midfield with elaborate transitions and in that way looking for attacking partnerships. Good attacking play on the flanks. When they found space for quick transitions, they were very dangerous.

The team was strong in the air, both in defense and attack.

DEFENSE:

They used zone marking for corner kicks, and for free kicks from the wings.

ATTACK:

They had very good free-kick strikers, with great headers: Militao, Marquinhos, Thiago Silva, and Casemiro.

Brazil showed excellent individual ability in all their lines: Allison, Marquinhos, Casemiro, Paquetá, Neymar, and Vinicius Jr.

COACH:

Adenor Leonardo Bacchi, better known as Tité.





How did Ecuador make it to the World Cup?

REPUBLIC OF ECUADOR

Land area:
256.370 sq. km.

Population:
18.000.000



HOW THEY ARRIVED AT THE WORLD CUP:

They reached the World Cup after a superb performance in the qualifying rounds. Their coach Gustavo Alfaro was able to lead a quite young team to place fourth with 26 points.

GAME CONCEPTS:

They are a very physically strong, powerful, and fast team. In the qualifiers, they were strong at high altitudes, in Quito.

They are very tactically applied when it comes to regaining possession, especially when it comes to disputing divided balls and rebounds. Resilient in the aerial game, despite some defensive distractions.

Their attacking play was a mixture of midfield build-up and, to a greater extent, quick vertical attacks down the wings, taking advantage of the power and speed of their wingers. In some cases, they used direct play to take advantage of the physical build of their strikers (Enner Valencia and Michael Estrada). Playing down the flanks was one of their strong points in attack through the projection of their wing markers Angelo Preciado and Pervis Estupiñán.

It is worth noting that it is the South American team with the lowest average age in its squad.

It has a group of young players with a lot of projection, among whom stand out:

South American
qualifiers
Roundup

Fourth place with
26 points

Matches Played **18**

7
Wins

5
Draws

6
Losses

Percentage of points obtained 48%

Goals

27
Scored

19
Conceded

+8
Difference

Goals in SPS
(Set-Piece situations)

9
Scored

8
Against

Ball possession

51%

Average number of
Pases per match

329

Most frequently used
System of Play

1-4-4-2 (27%)

Alternative systems of play

1-4-2-3-1 (24%) **1-4-4-1-1** (18%)

Piero Hincapié – 20 years old - Bayer Leverkusen, Germany.

Moisés Caicedo – 20 years old – Brighton, England.

Gonzalo Plata – 21 years old – Valladolid, Spain.

Jeremy Sarmiento – 20 years old – Brighton, England.



COACH:
Gustavo Alfaro



Dream big:

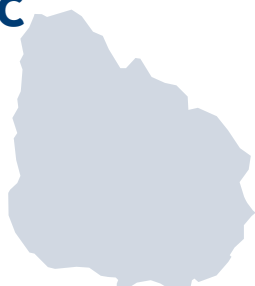


How did Uruguay make it to the World Cup?

EASTERN REPUBLIC OF URUGUAY


Land area:
176,215 sq. km.

Population:
3.286.314



SPORT HISTORY:

- To date, they have qualified for 14 editions of the World Cup.
- They won four times: 1924, 1928 (Olympic Games, recognized by FIFA as World Cups), 1930, and 1950.
- After Argentina and Brazil, it is the South American team that has been to the World Cup the most times.
- They have won the Copa America 15 times.



HOW THEY ARRIVED AT THE WORLD CUP:

After the South American qualifiers, they finished third with 28 points from 18 games played.

South American
qualifiers
Roundup

Third place with
28 points

Matches Played **18**

8
Wins

4
Draws

6
Losses

Percentage of points obtained 51,85%

Goals

22
Scored

22
Conceded

0
Difference

Goals in SPS
(Set-Piece situations)

8
Scored

2
Against

Ball possession

49,5%

Average number of
Passes per match

406,6

Most frequently used
System of Play

1-4-4-2 (33%)

Alternative systems of play

1-4-3-3 (14%) 1-4-1-4-1 (13%)



GAME CONCEPTS:


Their most used system of play was 1-4-4-2, but they had variants at different moments of the competition. The team did not concede many goals, they showed a solid defense with a good player biotype.

Defensively they were intense in their post-loss pressure, if they were unable to get the ball out of defense they would quickly drop back, behind the line of the ball and set up a solid defense.

In attack, they had good partnerships as they had a talented midfield and with a lot of running, they played a forward-looking direct attack. They stood out in set-piece situations, they were very strong both in attack and defense.

COACH:

Diego Alonso





**Analysis of each of
the National Teams**





ARGENTINA

Argentina's performance went from low to high over the course of the tournament. They overcame the blow of losing their opening match to Saudi Arabia 2-1.

The team used a variety of systems of play, including 1-4-4-2, 1-4-3-3, and 1-5-3-2. Each system was strategic to attack and defend in a coordinated and effective manner, taking into account the characteristics of the match and the opponent.

DEFENSE

In some situations, they would recover the ball after a turnover. From the attack, led by Julián Álvarez, they applied pressure, with De Paul and Mac Allister joining in from the inside. They would come out fast to intercept potential receivers, prevent progress, and recover balls. If they did not regain possession of the ball, they would cut off the play by committing tactical fouls or returning to their midfield.

When they positioned themselves in the middle block, they carried out effective surveillance and cover, adding several men to the sector where the ball was located to press and gain possession once again.

GAME ELABORATION

From the start, the midfielder Enzo Fernández came down to receive the ball and build the play with the center-backs and the full-backs to have a line of passes. The inside players provided support or created space to occupy and exploit it. This way, they always had control of the game, moving the ball from one sector to another to find free spaces on the wings.

When Messi moved back, they made effective triangulations to break pressure lines down the inside lanes.





ATTACK

With Di María open (when they could count on him) or full-backs looking for crosses or shots on goal, there were usually five or six players arriving to look for goal-scoring alternatives. They formed a compact block to win rebounds and once they were achieved, they looked for the breakaways of Álvarez, who was always dangerous in scoring positions.

With a strong defensive midfield, they were able to gain possession and make quick attacking transitions, with several players getting involved and scoring important goals. For example, the second goal against France in the final.



DEFENSIVE SET PIECES

At corner kicks they did mixed marking. Three players were left free, they marked the headers personally, and the rest were left for short plays and rebounds on the edge of the box.

On free kicks from the wings, they marked in a zone and tried to defend as far away from the goal as possible.

OFFENSIVE SET PIECES

From corner kicks they capitalized on short flicks, scoring two goals.

De Paul and Messi for Enzo Fernández's goal against Mexico.

Messi's goal against Australia, after a previous play.

PROMINENT PLAYERS

Lionel Messi was the star of the tournament, but Emiliano Martínez, Nicolás Otamendi, Rodrigo De Paul, Enzo Fernández, Alexis Mac Allister, Julián Álvarez, and Ángel Di María also stood out.





ARGENTINA 1-2 SAUDI ARABIA



Match 8 - 22 nov 2022 - Referee: S. Vinčić

STARTING 11 1-4-4-2

23	E. MARTÍNEZ	
3	N. TAGLIAFICO	↓ 71'
13	C. ROMERO	↓ 59'
19	N. OTAMENDI	
26	N. MOLINA	
5	L. PAREDES	↓ 59'
7	R. DE PAUL	
11	Á. DI MARÍA	
17	A. GÓMEZ	↓ 59'
10	L. MESSI (C)	⊕ 10'
22	L. MARTÍNEZ	

SUBSTITUTES

1	F. ARMANI	
12	G. RULLI	
2	J. FOYTH	
4	G. MONTIEL	
6	G. PEZZELLA	
8	M. ACUÑA	↑ 71'
9	J. ÁLVAREZ	↑ 59'
14	E. PALACIOS	
15	A. CORREA	
16	T. ALMADA	
18	G. RODRÍGUEZ	
20	A. MAC ALLISTER	
21	P. DYBALA	
24	E. FERNÁNDEZ	↑ 59'
25	L. MARTÍNEZ	↑ 59'

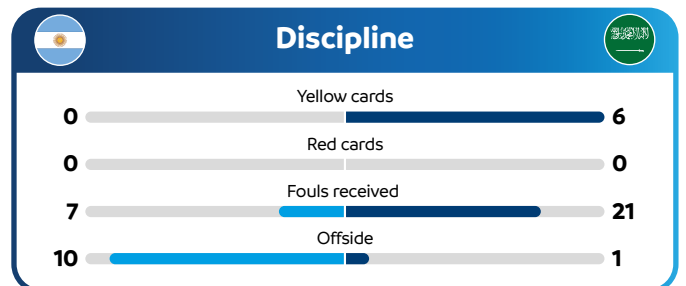
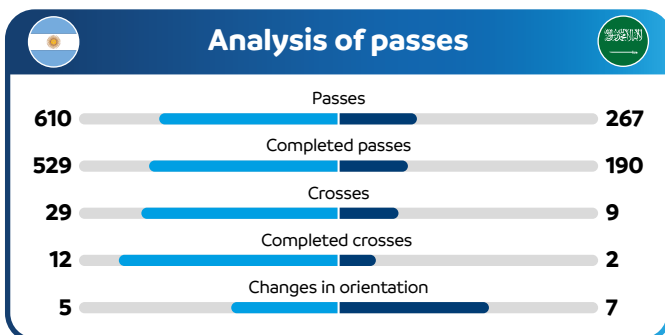
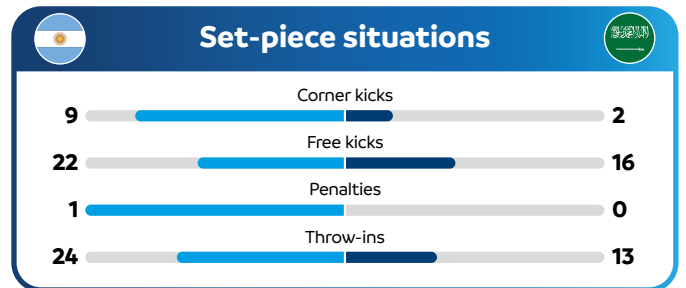
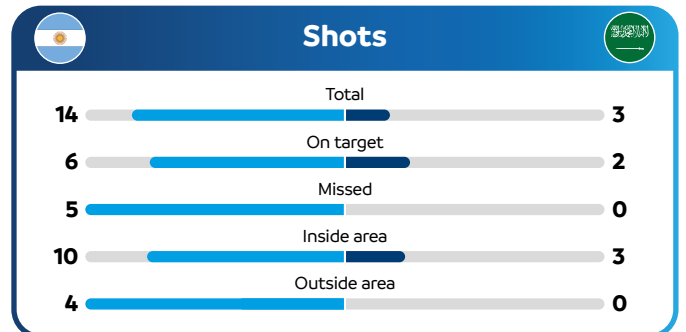


1-4-1-4-1 11 STARTING

90'	M. ALLOWAIS	21
75'	A. ALBULAYHI	5
82'	S. ABDULHAMID	12
90+9'	Y. ALSHAHRANI	13
45+4'	H. ALTAMBAKTI	17
67'	(C) S. ALFARAJ	7
	A. ALMALKI	8
	M. KANNO	23
89'	F. ALBRIKAN	9
79'	S. ALDAWSARI	10
78'	S. ALSHEHRI	11

SUBSTITUTES

	M. ALYAMI	1
	N. ALAQIDI	22
78'	S. ALGHANNAM	2
	A. MADU	3
89'	A. ALAMRI	4
90+9'	M. ALBURAYK	6
	A. OTAYF	14
	A. ALHASSAN	15
	S. ALNAJI	16
45+4'	N. AL ABID	18
88'	H. BAHBRI	19
89'	A. ALOBUD	20
	N. ALDAWSARI	24
	H. ASIRI	25
	R. SHARAHILI	26





Passing map

#	Passes from ↓ to →	23	3	5	7	10	11	13	17	19	22	26	8	9	24	25	
23	E. MARTÍNEZ		1	1			2	4	2	2		2			4	1	
3	N. TAGLIAFICO			4	2	1	1		4	5	1					1	
5	L. PAREDES		1		9	7	5	10	8	12		2					
7	R. DE PAUL		1	8		7	10	10	1	5	2	5	1	1	6	6	
10	L. MESSI		2	6	4		4	2	2	7	1	3		2			
11	Á. DI MARÍA		1		4	6		4	1	1	1	7			2		
13	C. ROMERO	1	5	17	7	3	2			12		7					
17	A. GÓMEZ		2	4	2	3		1		6		1					
19	N. OTAMENDI	5	6	9	13	3	7	13	2			8			4	7	
22	L. MARTÍNEZ	1	1	4		1			1						1		
26	N. MOLINA	1	2	3	11	4	7	4	2	5	1			1	1	1	
8	M. ACUÑA					2									2	3	4
9	J. ÁLVAREZ		2													1	
24	E. FERNÁNDEZ	1	2		4	5	6			4		1	2	2		4	
25	L. MARTÍNEZ	2	1		7		2			5		2	4		5		



Passing map

#	Passes from ↓ to →	21	5	7	8	9	10	11	12	13	17	23	2	4	6	18	25
21	M. ALLOWAIS		3		2	1			4	2	3	1	1				1
5	A. ALBULAYHI	4		1	5					2	1						
7	S. ALFARAJ				3			1			4	2					
8	A. ALMALKI	1	6	3		2			5	5	3	3					
9	F. ALBRIKAN			1				3	3	1							
10	S. ALDAWSARI		1		2	1			1	4	1	3			1	1	
11	S. ALSHEHRI				2		3				1	2				1	
12	S. ABDULHAMID		1	1	3	2	2					2	1			1	
13	Y. ALSHAHRANI		1		2			2			2	2					
17	H. ALTAMBAKTI	2		1	5	1	1	1	2	1		4					
23	M. KANNO		1	3		4	4	3	4	1	3		1			2	
2	S. ALGHANNAM																1
4	A. ALAMRI																
6	M. ALBURAYK					1	1										
18	N. AL ABID				1	1	1	1									
25	H. ASIRI																



Top 5 passes to players

Player	Pass to	Total % of passes in team
Cristian ROMERO	Leandro PAREDES	3,4%
Nicolás OTAMENDI	Rodrigo DE PAUL	2,6%
Nicolás OTAMENDI	Cristian ROMERO	2,6%
Leandro PAREDES	Nicolás OTAMENDI	2,4%
Cristian ROMERO	Nicolás OTAMENDI	2,4%



Top 5 passes to players

Player	Pass to	Total % of passes in team
Abdulelah ALMALKI	Ali ALBULAYHI	3,3%
Ali ALBULAYHI	Abdulelah ALMALKI	2,7%
Abdulelah ALMALKI	Yasser ALSHAHRANI	2,7%
Abdulelah ALMALKI	Saud ABDULHAMID	2,7%
Hassan ALTAMBAKTI	Abdulelah ALMALKI	2,7%

Km travelled



102,3 km



112,2 km

Km travelled at high intensity



12,4 km



13,8 km



ARGENTINA 2 - 0 MEXICO



Match 24 - 26 nov 2022 - Referee: D. Orsato

STARTING 11 1-4-4-2

23	E. MARTÍNEZ		
4	G. MONTIEL	43'	63'
8	M. ACUÑA		
19	N. OTAMENDI		
25	L. MARTÍNEZ		
7	R. DE PAUL		
11	Á. DI MARÍA	69'	
18	G. RODRÍGUEZ	57'	
20	A. MAC ALLISTER	69'	
10	L. MESSI (C)	64'	
22	L. MARTÍNEZ	63'	

SUBSTITUTES

1	F. ARMANI		
12	G. RULLI		
2	J. FOYTH		
3	N. TAGLIAFICO		
5	L. PAREDES		
6	G. PEZZELLA		
9	J. ÁLVAREZ	63'	
13	C. ROMERO	69'	
14	E. PALACIOS	69'	
15	A. CORREA		
16	T. ALMADA		
17	A. GÓMEZ		
21	P. DYBALA		
24	E. FERNÁNDEZ	57'	87'
26	N. MOLINA	63'	

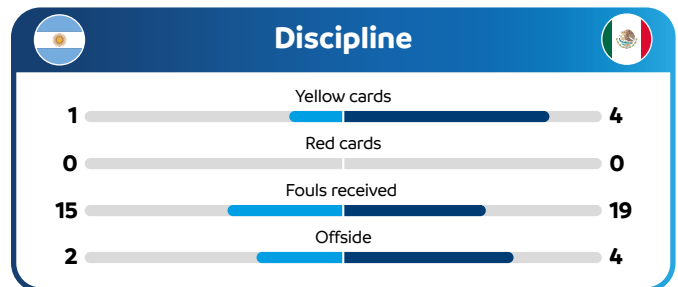
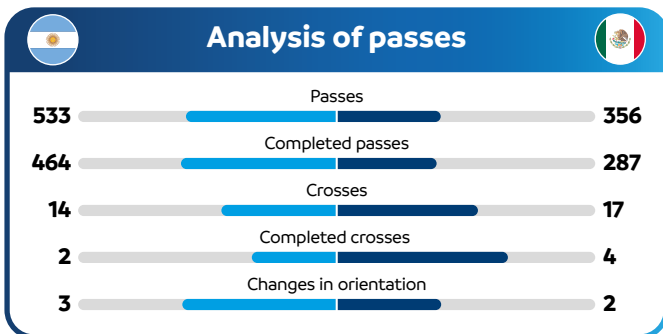
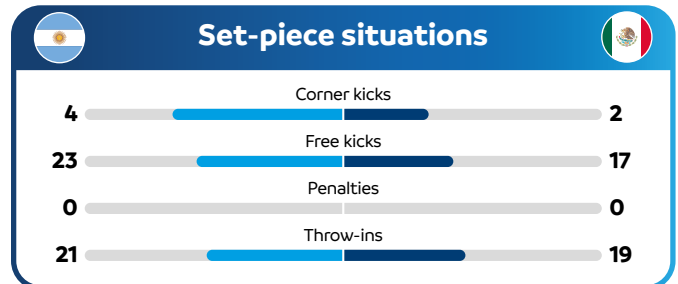
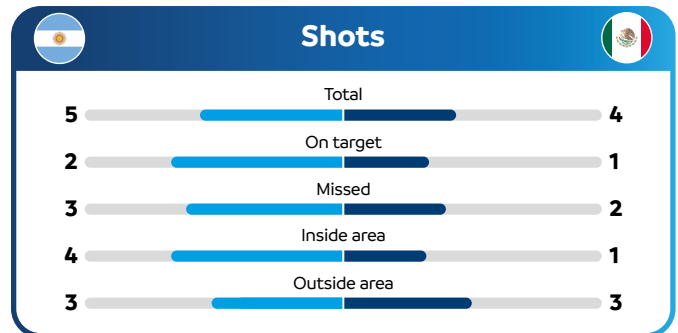


1-5-3-2 STARTING 11

	G. OCHOA	13
	N. ARAUJO	2
	C. MONTES	3
	H. MORENO	15
	J. GALLARDO	23
	K. ÁLVAREZ	26
	H. HERRERA	16
	(C) A. GUARDADO	18
	L. CHÁVEZ	24
	A. VEGA	10
	H. LOZANO	22

SUBSTITUTES

	A. TALAVERA	1
	R. COTA	12
	E. ÁLVAREZ	4
	J. VÁSQUEZ	5
	G. ARTEAGA	6
	L. ROMO	7
	C. RODRÍGUEZ	8
	R. JIMÉNEZ	9
	R. FUNES MORI	11
	E. GUTIÉRREZ	14
	O. PINEDA	17
	J. SÁNCHEZ	19
	H. MARTÍN	20
	U. ANTUNA	21
	R. ALVARADO	25





Passing map

#	Passes from ↓ to →	23	4	7	8	10	11	18	19	20	22	25	9	13	14	24	26	
23	E. MARTÍNEZ		6	2	1	1		1	5			0					2	
4	G. MONTIEL			7	2	2	4	2	16	1	1	3					1	
7	R. DE PAUL		5		1	7	2	10	12	4		4		1		4	2	
8	M. ACUÑA	1	1	1		4		4	1	2	1	4					1	
10	L. MESSI		3	7	3		2	4	1	9		2	2	1			1	
11	Á. DI MARÍA		5	5	1	4		2	1	1								
18	G. RODRÍGUEZ	1	2	7	2	9	3		10	6		12						
19	N. OTAMENDI	4	10	8	1	1	6	15		4	1	15				3	1	
20	A. MAC ALLISTER		4	5	6	3	5	3	1		1	4					1	
22	L. MARTÍNEZ						1	2										
25	L. MARTÍNEZ	3	6	5	6	1	4	7	6	5	1						2	
9	J. ÁLVAREZ			1		1										2	1	1
13	C. ROMERO	1							2									
14	E. PALACIOS				1	2							1	1				
24	E. FERNÁNDEZ		2	3		4	2		2				1	1	3		2	
26	N. MOLINA			2	1		1		1									



Passing map

#	Passes from ↓ to →	13	2	3	10	15	16	18	22	23	24	26	9	14	21	25
13	G. OCHOA		1	8	1	5	2			1	1					
2	N. ARAUJO	2		10		4	3				4	3	2	2	2	
3	C. MONTES	5	19			8	5	1		3	1			3	1	
10	A. VEGA								2	1						
15	H. MORENO	5		9	1		1	2	2	4		1		4		4
16	H. HERRERA	2	5	6				2		1	6	2		6	2	
18	A. GUARDADO	1		1	2	2	1			1	1	1				
22	H. LOZANO		1									1		1		
23	J. GALLARDO	1		1		7	3	1	1		1		1	1		
24	L. CHÁVEZ		3	3		2	2	1	2			3	1			1
26	K. ÁLVAREZ			1				1	1		2					
9	R. JIMÉNEZ			2			3			1	1					
14	E. GUTIÉRREZ			5		5	4		1	2						4
21	U. ANTUNA		1				1						1			
25	R. ALVARADO						1			1	1			2		



Top 5 passes to players

Player	Pass to	Total % of passes in team
Gonzalo MONTIEL	Nicolás OTAMENDI	3,6%
Nicolás OTAMENDI	Guido RODRÍGUEZ	3,4%
Nicolás OTAMENDI	Lisandro MARTÍNEZ	3,4%
Rodrigo DE PAUL	Nicolás OTAMENDI	2,7%
Guido RODRÍGUEZ	Lisandro MARTÍNEZ	2,7%



Top 5 passes to players

Player	Pass to	Total % of passes in team
César MONTES	Néstor ARAUJO	7,1%
Néstor ARAUJO	César MONTES	3,7%
Héctor MORENO	César MONTES	3,3%
Guillermo OCHOA	César MONTES	3%
César MONTES	Héctor MORENO	3%

Km travelled



104,9 km



105,1 km

Km travelled at high intensity



11,5 km



12,6 km



POLAND 0 - 2 ARGENTINA



Match 39 - 30 nov 2022 - Referee: D. Makkellie

STARTING 11 1-4-4-1-1

- 1 W. SZCZESNY
- 2 M. CASH
- 14 J. KIWIOR
- 15 K. GLIK
- 18 B. BERESZYNSKI ↓ 72'
- 6 K. BIELIK ↓ 62'
- 10 G. KRZYCHOWIAK ↓ 83' ⚡ 78'
- 16 K. SWIDERSKI ↓ 46'
- 20 P. ZIELINSKI
- 24 P. FRANKOWSKI ↓ 46'
- 9 R. LEWANDOWSKI (C)

SUBSTITUTES

- 13 L. SKORUPSKI
- 22 K. GRABARA
- 3 A. JEDRZEJCZYK ↑ 72'
- 4 M. WIETESKA
- 5 J. BEDNAREK
- 7 A. MILIK
- 8 D. SZYMANSKI ↑ 62'
- 11 K. GROSICKI
- 13 J. KAMINSKI ↑ 46'
- 17 S. ZURKOWSKI
- 19 S. SZYMANSKI
- 21 N. ZALEWSKI
- 23 K. PIATEK ↑ 83'
- 25 R. GUMNY
- 26 M. SKORAS ↑ 46'

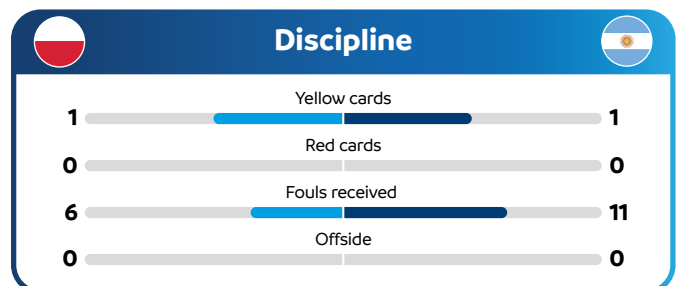
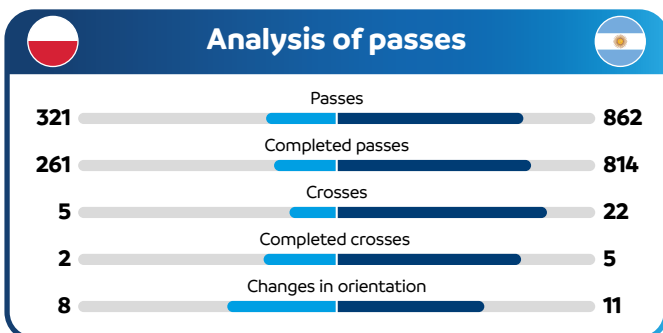
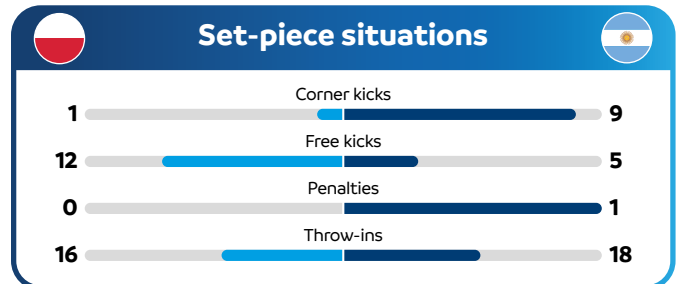
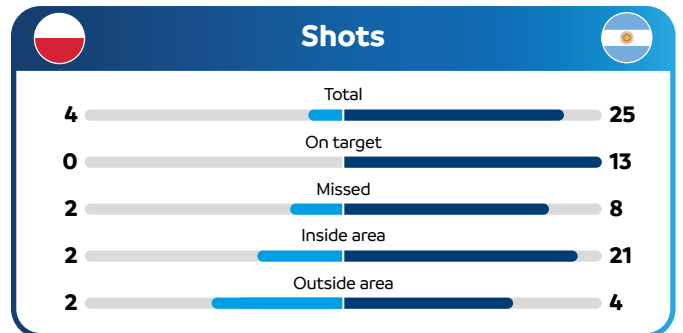
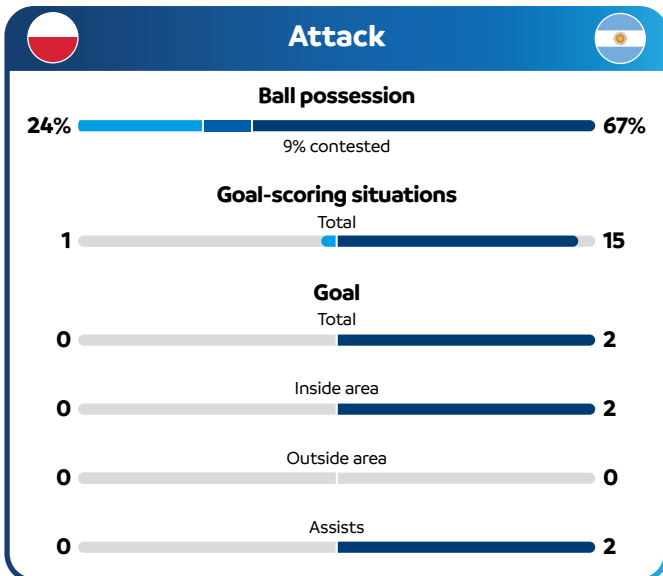


1-4-3-3 11 STARTING

- ⚡ 49' ↓ 59' E. MARTÍNEZ 23
- M. ACUÑA 8
- C. ROMERO 13
- N. OTAMENDI 19
- N. MOLINA 26
- R. DE PAUL 7
- ⚡ 46' ↓ 84' A. MAC ALLISTER 20
- ↓ 79' E. FERNÁNDEZ 24
- ⚡ 67' ↓ 79' J. ÁLVAREZ 9
- (C) L. MESSI 10
- Á. DI MARÍA 11

SUBSTITUTES

- F. ARMANI 1
- G. RULLI 12
- J. FOYTH 2
- ↑ 59' N. TAGLIAFICO 3
- G. MONTIEL 4
- ↑ 59' L. PAREDES 5
- ↑ 79' G. PEZZELLA 6
- E. PALACIOS 14
- A. CORREA 15
- T. ALMADA 16
- A. GÓMEZ 17
- G. RODRÍGUEZ 18
- P. DYBALA 21
- ↑ 84' Lautaro MARTÍNEZ 22
- ↑ 79' Lisandro MARTÍNEZ 25



 **Passing map**

#	Passes from ↓ to →	1	2	6	9	10	14	15	16	18	20	24	3	8	13	23	26
1	W. SZCZESNY		1	4	2	3	4	1		1					1		1
2	M. CASH	1		1	1	3	4	1	1		3			2			4
6	K. BIELIK	1	4		1	1	4	3	2	3	1	2			2		
9	R. LEWANDOWSKI (C)		1	4						1	2	1			2		
10	G. KRYCHOWIAK		1	5	1		5	1			1	1					1
14	J. KIWIOR	7	3	5	1	4		10		4	3		1	2			
15	K. GLIK	2	9	1		2	5		1	1	3	2		1			
16	K. SWIDERSKI			1	1		1				1						
18	B. BERESZYNSKI	2	1	3	2		3	1				3			3		
20	P. ZIELINSKI	1	2	1	4	2	4	2		3			2	1			2
24	P. FRANKOWSKI		1		2		1			2	1						
3	A. JEDRZEJCZYK						1				1			1			
8	D. SZYMANSKI					1	1	3		1	1						
13	J. KAMINSKI	2		1						1	1						
23	K. PIATEK														1		
26	M. SKORAS		3	2							1						

 **Passing map**

#	Passes from ↓ to →	23	7	8	9	10	11	13	19	20	24	26	3	5	6	16	22
23	E. MARTÍNEZ			1		0	1	2	3	1	1	1		1			
7	R. DE PAUL			1	3	20	14	21	13	5	14	17	1	11	9	2	2
8	M. ACUÑA	1	8		2	1	2	2	3	4	7	2					
9	J. ÁLVAREZ		3	1		4		1	2	3	3	2					
10	L. MESSI		14	5	1		4	2	2	5	8	5	3	6			1
11	Á. DI MARÍA		13	4	4	9					3	6					
13	C. ROMERO	2	14	1	1	4			14	2	3	7	1	7			3
19	N. OTAMENDI	2	14	5	2	3	3	5		9	13	6	9	9	1		
20	A. MAC ALLISTER		4	10	3	5	2	1	3		8	4	3	6			
24	E. FERNÁNDEZ	2	17	5	5	4	5	5	13	4		8	5	6			
26	N. MOLINA	1	20			9	10	6	2	2	5			3			1
3	N. TAGLIAFICO		2			2		1	5	3	2	2		12		1	2
5	L. PAREDES		13		3	9		4	12	6	9	1	6		3	4	2
6	G. PEZZELLA		3					4	4				1	3		2	1
16	T. ALMADA		1			3		1	1					5			
22	L. MARTÍNEZ		2										3	2	2	1	



 **Top 5 passes to players**

Player	Pass to	Total % of passes in team
Jakub KIWIOR	Kamil GLIK	4,1%
Kamil GLIK	Matty CASH	3,7%
Jakub KIWIOR	Wojciech SZCZESNY	2,9%
Grzegorz KRYCHOWIAK	Krystian BIELIK	2%
Grzegorz KRYCHOWIAK	Jakub KIWIOR	2%



 **Top 5 passes to players**

Player	Pass to	Total % of passes in team
Rodrigo DE PAUL	Cristian ROMERO	2,6%
Rodrigo DE PAUL	Lionel MESSI	2,5%
Nahuel MOLINA	Rodrigo DE PAUL	2,5%
Rodrigo DE PAUL	Nahuel MOLINA	2,1%
Enzo FERNÁNDEZ	Rodrigo DE PAUL	2,1%

Km travelled

	111,4 km
	107,6 km

Km travelled at high intensity

	11,4 km
	12 km



ARGENTINA 2 - 1 AUSTRALIA



Match 50 - 3 dic 2022 - Referee: S. MARCINIAK

STARTING 11 1-4-3-3

23	E. MARTÍNEZ	
8	M. ACUÑA	↓ 72'
13	C. ROMERO	
19	N. OTAMENDI	
26	N. MOLINA	↓ 80'
7	R. DE PAUL	
20	A. MAC ALLISTER	↓ 80'
24	E. FERNÁNDEZ	⚽ 57'
9	J. ÁLVAREZ	↓ 72' ⚽ 57'
10	L. MESSI (C)	⚽ 35'
17	A. GÓMEZ	↓ 50'

SUBSTITUTES

1	F. ARMANI	
12	G. RULLI	
2	J. FOYTH	
3	N. TAGLIAFICO	↑ 72'
4	G. MONTIEL	↑ 80'
5	L. PAREDES	
6	G. PEZZELLA	
11	Á. DI MARÍA	
14	E. PALACIOS	↑ 80'
15	A. CORREA	
16	T. ALMADA	
18	G. RODRÍGUEZ	
21	P. DYBALA	
22	Lautaro MARTÍNEZ	↑ 72'
25	Lisandro MARTÍNEZ	↑ 50'

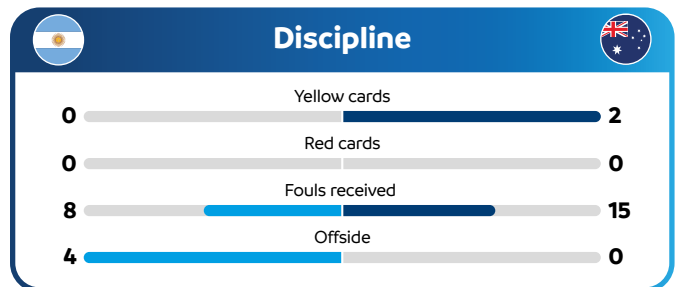
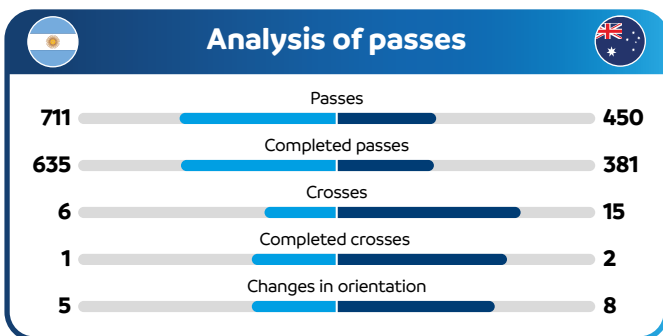
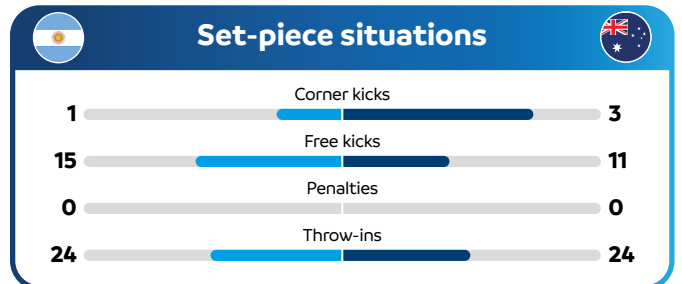
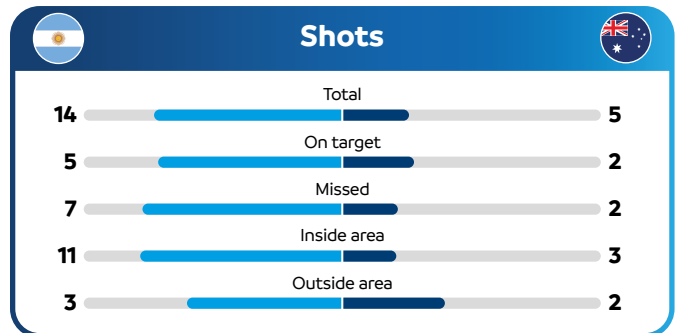


1-4-4-2 **STARTING 11**

38'	↓ 72'	(C) M. RYAN	1
		M. DEGENEK	2
		K. ROWLES	4
		A. BEHICH	16
↓ 72'		H. SOUTTAR	19
		M. LECKIE	7
↓ 58'		A. MOOY	13
↓ 58'		R. MCGREE	14
↓ 72'		K. BACCUS	26
15'		M. DUKE	15
		J. IRVINE	22

SUBSTITUTES

		A. REDMAYNE	12
		D. VUKOVIC	18
		N. ATKINSON	3
		F. KARACIC	5
		M. TILIO	6
		B. WRIGHT	8
↑ 72'		J. MacLAREN	9
↑ 72'		A. HRUSTIC	10
↑ 58'		A. MABIL	11
		C. DEVLIN	17
		T. DENG	20
		G. KUOL	21
		C. GOODWIN	23
		J. KING	24
		J. CUMMINGS	25



 **Passing map**

#	Passes from ↓ to →	23	7	8	9	10	13	17	19	20	24	26	3	4	14	22	25
23	E.MARTÍNEZ		2	7			4	1	1		2	4	1				
7	R. DE PAUL			3	2	14	8	4	6	1	17	6		2	2	1	
8	M.ACUÑA	1	3		1	1	2	3	9	7	7						3
9	J. ÁLVAREZ		3			2	1			5	2	2					
10	L. MESSI (C)		11	4			2	4	6	5	9	2	3			4	2
13	C. ROMERO	7	6	3	2	2		3	19	1	12	11					1
17	A. GÓMEZ		7	3	2	7	2		2	3	5	1					
19	N. OTAMENDI	7	5	14	1	5	18	1		7	15	7	1				3
20	A. MAC ALLISTER		6	4	2	6	1	1	9		3	3					2
24	E.FERNÁNDEZ	1	12	8	2	12	14	8	15	6		10			1	3	1
26	N. MOLINA	3	11		3	5	9	3	4	1	7						
3	N. TAGLIAFICO					1				2	1						2
4	G. MONTIEL		1														
14	E. PALACIOS		1			3											
22	Lautaro MARTÍNEZ		2			1					1	1					
25	Lisandro MARTÍNEZ		1	2		1	2		5	1	1	1				1	

 **Passing map**

#	Passes from ↓ to →	1	2	4	13	14	15	16	12	19	22	26	5	9	10	21	23
1	M. RYAN (C)		5	14		7		1	6	8	2						
2	M. DEGENEK	2		7	3	5	1	1		5					1		1
4	K. ROWLES	11	1		1	7	1	2	12	14	5		1		1		2
7	M. LECKIE					2	1				3	2			1		
13	A. MOOY	4	3	6	3		2	1	13	6	5	4	3		1	1	2
14	R. MCGREE	1				3		1	3		5						
15	M. DUKE				2	1	1										
16	A. BEHICH	3		6	1	7	2			6	2	2					1
19	H. SOUTTAR	10	10	6	2	9	1	1	1		3	3	2	1	1		
22	J. IRVINE	1	2	8	2	2	1	2	3	2					2		
26	K. BACCUS		4	2	1			1		3							
5	F. KARACIC	1		1						1	1				2	2	1
9	J. MACLAREN																
10	A. HRUSTIC					3			1	1	1		1				
21	G. KUOL														1		
23	C. GOODWIN				1				2				1			1	

 **Top 5 passes to players**

Player	Pass to	Total % of passes in team
Cristian ROMERO	Nicolás OTAMENDI	3,1%
Nicolás OTAMENDI	Cristian ROMERO	2,9%
Rodrigo DE PAUL	Enzo FERNÁNDEZ	2,8%
Nicolás OTAMENDI	Enzo FERNÁNDEZ	2,5%
Enzo FERNÁNDEZ	Nicolás OTAMENDI	2,5%

 **Top 5 passes to players**

Player	Pass to	Total % of passes in team
Mathew RYAN	Kye ROWLES	3,9%
Kye ROWLES	Harry SOUTTAR	3,9%
Aaron MOOY	Aziz BEHICH	3,6%
Kye ROWLES	Aziz BEHICH	3,4%
Kye ROWLES	Mathew RYAN	3,1%

Km travelled



111,6 km



121 km

Km travelled at high intensity



13,5 km



16,4 km



NETHERLANDS (5) **2 - 2** (6) ARGENTINA*



Match 58 - 9 dic 2022 - Referee: A. Mateu

STARTING 11 1-3-4-1-2

23 A. NOPPERT
 2 J. TIMBER 43'
 4 V. DIJK (C)
 5 N. AKE
 8 C. GAKPO 113'
 15 M. DE ROON 46'
 17 D. BLIND 64'
 21 F. DE JONG
 22 D. DUMFRIES 128' 129'
 7 S. BERGWIJN 91' 46'
 10 M. DEPAY 76' 78'

SUBSTITUTES

1 R. PASVEER
 13 J. BIJLOW
 3 M. DE LIGT
 6 S. DE VRIJ
 9 L. DE JONG 64'
 11 S. BERGHUIS 88' 46'
 12 N. LANG 129' 113'
 14 D. KLAASSEN
 16 T. MALACIA
 18 V. JANSSEN
 19 W. WEGHORST 45' 78'
83' 90+11'
 20 T. KOOPMEINERS 46'
 24 K. TAYLOR
 25 X. SIMONS
 26 J. FRIMPONG

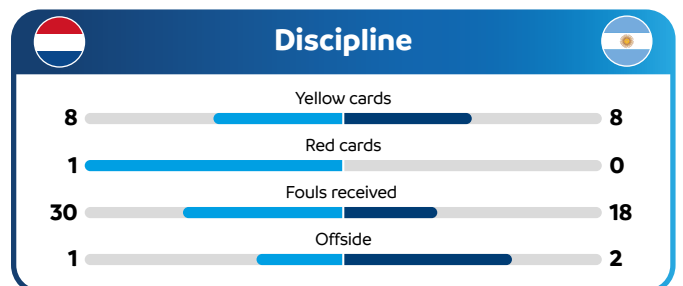
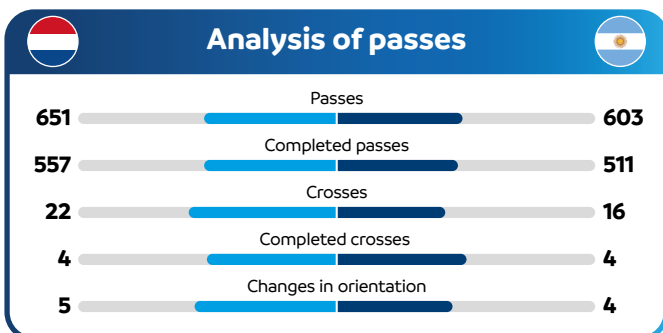
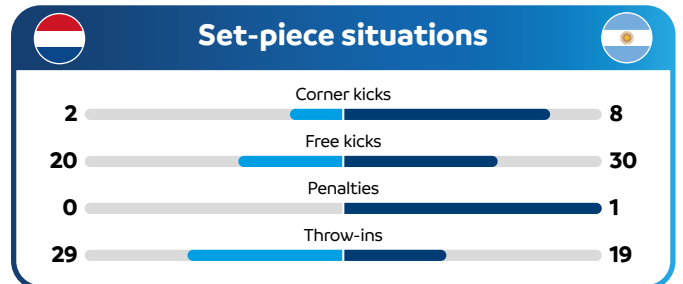
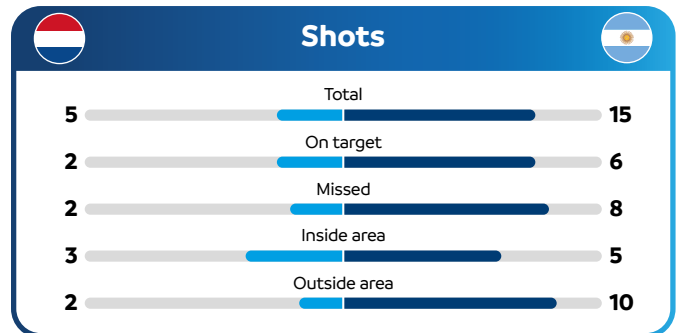



1-3-5-2 **STARTING 11**

E. MARTÍNEZ 23
45' 78'
90'
106' Lisandro MARTÍNEZ 25
66' R. DE PAUL 7
43' 78' M. ACUÑA 8
 A. MAC ALLISTER 20
 E. FERNÁNDEZ 24
35' 106' N. MOLINA 26
82' J. ÁLVAREZ 9
73' 90' (C) L. MESSI 10

SUBSTITUTES

F. ARMANI 1
 G. RULLI 12
 J. FOYTH 2
 N. TAGLIAFICO 3
 G. MONTIEL 4
 L. PAREDES 5
 G. PEZZELLA 6
 Á. DI MARÍA 11
 E. PALACIOS 14
 A. CORREA 15
 T. ALMADA 16
 A. GÓMEZ 17
 G. RODRÍGUEZ 18
 P. DYBALA 21
82' Lautaro MARTÍNEZ 22



Passing map		23	2	4	5	7	8	10	15	17	21	22	9	11	12	19	20
#	Passes from ↓ to →																
23	A. NOPPERT		13	1	7	1	2		3		8	4	1	2	1	1	
2	J. TIMBER	7		22	3	2	3	1	2		15	7	3	6			9
4	V. DIJK (C)	5	12		15	5	5	8	6	3	14			5			4
5	N. AKE	6	7	13		1	4	7	1	3	7	1					1
7	S. BERGWIJN		3	1				3	1	1		6					
8	C. GAKPO	2		2	1	2		2			2	2		1		2	
10	M. DEPAY		1	2	5		3		1	3	4			1			1
15	M. DE ROON		2	7	7			3			2	2					
17	D. BLIND			3	4			3	2		3						2
21	F. DE JONG	7	20	11	4	1	8	3	8	5		1	1	4			5
22	D. DUMFRIES	1	4	1	1	2	4	1			4						
9	L. DE JONG										3			2		2	
11	S. BERGHUIS		3	1	2		2	2		1	2	2	1				3
12	N. LANG																
19	W. WEGHORST		2				1							1			1
20	T. KOOPMEINERS	3	5	3	4			1		1	6	1	1	6		1	

Passing map		23	7	8	9	10	13	19	20	24	25	26	3	4	5	6	11	22
#	Passes from ↓ to →																	
23	E. MARTÍNEZ				2			6		2	1			1	2	2		2
7	R. DE PAUL			1	2	4	6	9	4	6	1	5						
8	M. ACUÑA				1			4	3	2	3							
9	J. ÁLVAREZ		1	5		1		1	2		2							
10	L. MESSI		6	2	1		5	1	2	7	1	4	1	2	1	1	2	1
13	C. ROMERO	2	9	2	2	5		7		4	1	8						
19	N. OTAMENDI	6	6	1		3	14		3	10	8	4	1		8	7	1	2
20	A. MAC ALLISTER	1	3	2	1	2	2	5		3	4	3	1	3	3	1		2
24	E. FERNÁNDEZ		4	3	1	5	8	11	4		1	6	1	1	7	3	2	1
25	Lisandro MARTÍNEZ	2	2	4	2	1	2	9	1	2			1		3			
26	N. MOLINA		7	1		7	1	1		7					1	1		
3	N. TAGLIAFICO								4						1			
4	G. MONTIEL					3		1	1						2	1	1	
5	L. PAREDES	1				4		4	3	10	5	1	1	1		8	2	5
6	G. PEZZELLA	1				1		5	2	4	2				9			1
11	Á. DI MARÍA					3				1				2				2
22	Lautaro MARTÍNEZ					3			1		1				2	1		

Top 5 passes to players		
Player	Pass to	Total % of passes in team
Jurrien TIMBER	Virgil VANDIJK	4,1%
Frenkie DEJONG	Jurrien TIMBER	3,8%
Jurrien TIMBER	Frenkie DEJONG	2,8%
Virgil VANDIJK	Nathan AKE	2,8%
Virgil VANDIJK	Frenkie DEJONG	2,6%

Top 5 passes to players		
Player	Pass to	Total % of passes in team
Nicolás OTAMENDI	Cristian ROMERO	2,8%
Enzo FERNÁNDEZ	Nicolás OTAMENDI	2,2%
Nicolás OTAMENDI	Enzo FERNÁNDEZ	2%
Leandro PAREDES	Enzo FERNÁNDEZ	2%
Rodrigo DE PAUL	Nicolás OTAMENDI	1,8%

Km travelled	
	146,5 km
	147,3 km

Km travelled at high intensity	
	18,6 km
	17,2 km



ARGENTINA 3 - 0 CROATIA



Match 61 - 13 dic 2022 - Referee: D. Orsato

STARTING 11 1-4-4-2

23 E. MARTÍNEZ
 3 N. TAGLIAFICO 68'
 13 C. ROMERO 71'
 19 N. OTAMENDI 86'
 26 N. MOLINA 62'
 5 L. PAREDES 74'
 7 R. DE PAUL 86'
 20 A. MAC ALLISTER
 24 E. FERNÁNDEZ 74'
 9 J. ÁLVAREZ 69' 39'
 10 L. MESSI (C)

SUBSTITUTES

1 F. ARMANI
 12 G. RULLI
 2 J. FOYTH 86'
 6 G. PEZZELLA
 11 Á. DI MARÍA 74'
 14 E. PALACIOS 86'
 15 A. CORREA
 16 T. ALMADA
 18 G. RODRÍGUEZ
 21 P. DYBALA 74'
 22 Lautaro MARTÍNEZ
 25 Lisandro MARTÍNEZ 62'



1-4-1-4-1 STARTING 11

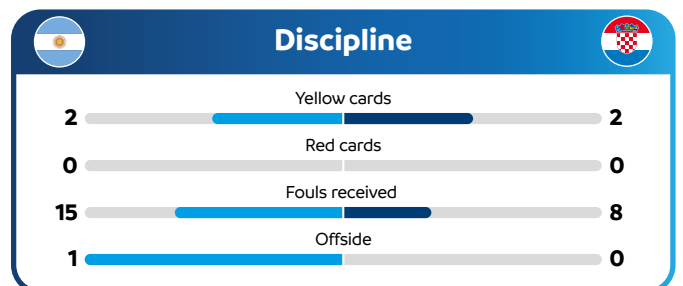
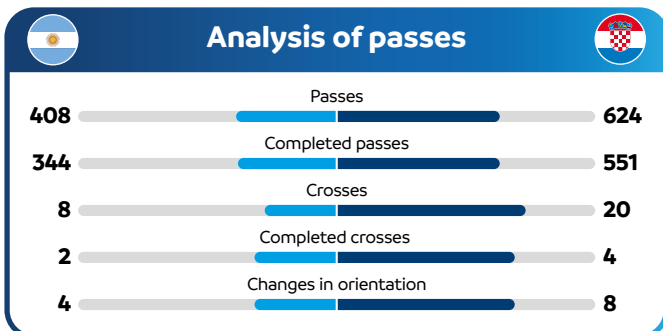
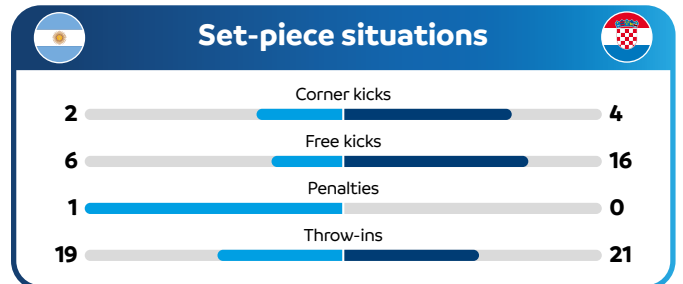
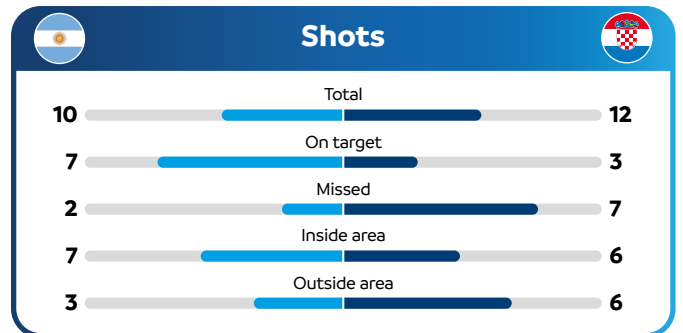
32'
 46'
 32'
 81'
 50'
 72'
 46'

D. LIVAKOVIC 1
 D. LOVREN 6
 B. SOSA 19
 J. GVARDIOL 20
 J. JURANOVIC 22
 M. KOVACIC 8
 (C) L. MODRIC 10
 M. BROZOVIC 11
 I. PERISIC 4
 A. KRAMARIC 9
 M. PASALIC 15

SUBSTITUTES

I. GRBIC 12
 I. IVUSIC 23
 J. STANISIC 2
 B. BARISIC 3
 M. ERLIC 5
 L. MAJER 7
 N. VLASIC 13
 M. LIVAJA 14
 B. PETKOVIC 16
 A. BUDIMIR 17
 M. ORSIC 18
 D. VIDA 21
 J. SUTALO 24
 L. SUCIC 25
 K. JAKIC 26

81'
 46'
 72'
 50'
 46'



Passing map		23	3	5	7	9	10	13	19	20	24	26	2	14	15	21	25
#	Passes from ↓ to →																
23	E. MARTÍNEZ			2	2		1		2	3	1					1	1
3	N. TAGLIAFICO					2	1		4	4	4						
5	L. PAREDES		1		6		5	3	4	5	8	2					
7	R. DE PAUL		1	7			5	4	2		4	9					
9	J. ÁLVAREZ		1		1		2		2	1	3	1					
10	L. MESSI (C)			1	4				2	4	6	7	1	2		2	1
13	C. ROMERO	1		2	7		7		4		2	1		1		1	1
19	N. OTAMENDI	4	5	3	1	1	2	5		2	7	2		1	1		1
20	A. MAC ALLISTER		1	6	4	1	2	2	3		3	1				1	3
24	E. FERNÁNDEZ		5	3	1	2	6	3	5	8		1		3			1
26	N. MOLINA			3	5	1	2	1	1	1							1
2	J. FOYTH							1									
14	E. PALACIOS						2	1		4	1		1		1	2	
15	A. CORREA		1				1							1			
21	P. DYBALA						3	1						1			
25	Lisandro MARTÍNEZ		2					1	1	1	1			2			

Passing map		1	4	6	8	9	10	11	15	19	20	22	7	13	14	16	18
#	Passes from ↓ to →																
1	D. LIVAKOVIC		1	5			1	4	1	1	9	1			1		
4	D. LOVREN			2	7	4	3	1		2	4		2		1	2	3
6	B. SOSA	9			6	2	8	5		2	6	14	4	4		1	
8	J. Gvardiol	1	8	6		7	15	9		5	6	6	2	2		3	5
9	J. JURANOVIC		5	1	7		3	3	1	3	4	1					3
10	M. KOVACIC	1	6	7	17	3		6	4	1	5	10		3	1		
11	(C) L. MODRIC		2	8	11	5	3		2	6	7	3					
15	M. BROZOVIC		1		1	1	1	3		2							
19	I. PERISIC	2	2	1	6	1	2	4			4	1					
20	A. KRAMARIC	3	8	13	6	3	5	9		8		4	1				2
22	M. PASALIC	1	1	11	2		10	3	3		1		3	2	1	2	
7	L. MAJER				1					2	2			2		1	2
13	N. VLASIC			2	1	1				1	3				1		
14	M. LIVAJA				2											1	1
16	B. PETKOVIC		1		1	2	1						1	1			1
18	M. ORSIC		1	1	2	3	1								2	1	

Top 5 passes to players		
Player	Pass to	Total % of passes in team
Rodrigo DE PAUL	Nahuel MOLINA	2,8%
Leandro PAREDES	Enzo FERNÁNDEZ	2,4%
Enzo FERNÁNDEZ	Alexis M. ALLISTER	2,4%
Rodrigo DE PAUL	Leandro PAREDES	2,1%
Lionel MESSI	Nahuel MOLINA	2,1%

Top 5 passes to players		
Player	Pass to	Total % of passes in team
Luka MODRIC	Mateo KOVACIC	3,2%
Mateo KOVACIC	Luka MODRIC	2,8%
Dejan LOVREN	Josip JURANOVIC	2,6%
Josko Gvardiol	Dejan LOVREN	2,4%
Marcelo BROZOVIC	Mateo KOVACIC	2,1%

Km travelled	
	108,4 km
	108,6 km

Km travelled at high intensity	
	14,5 km
	15,1 km



* ARGENTINA (4) **3 - 3** (2) FRANCE



Match 64 - 18 dic 2022 - Referee: S. Marciniak

STARTING 11 1-4-3-3

23	E. MARTÍNEZ	
3	N. TAGLIAFICO	↓120+1'
13	C. ROMERO	
19	N. OTAMENDI	
26	N. MOLINA	↓91'
7	R. DE PAUL	↓102'
20	A. MAC ALLISTER	↓116'
24	E. FERNÁNDEZ	45'
9	J. ÁLVAREZ	↓103'
10	L. MESSI	⊕108' ⊕23'
11	Á. DI MARÍA	↓64' ⊕36'

SUBSTITUTES

1	F. ARMANI	
12	G. RULLI	
2	J. FOYTH	
4	G. MONTIEL	116' ↑91'
5	L. PAREDES	114' ↑102'
6	G. PEZZELLA	↑116'
8	M. ACUÑA	90' ↑64'
14	E. PALACIOS	
15	A. CORREA	
16	T. ALMADA	
17	A. GÓMEZ	
18	G. RODRÍGUEZ	
21	P. DYBALA	↑120+1'
22	Lautaro MARTÍNEZ	↑103'
25	Lisandro MARTÍNEZ	

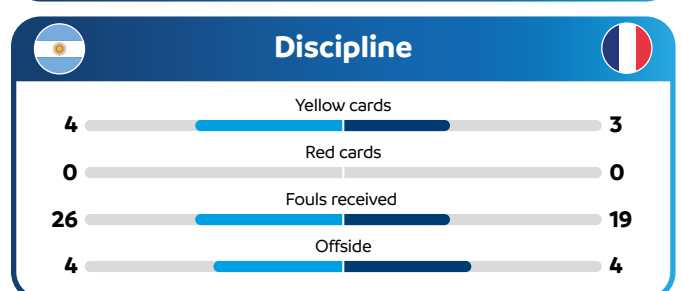
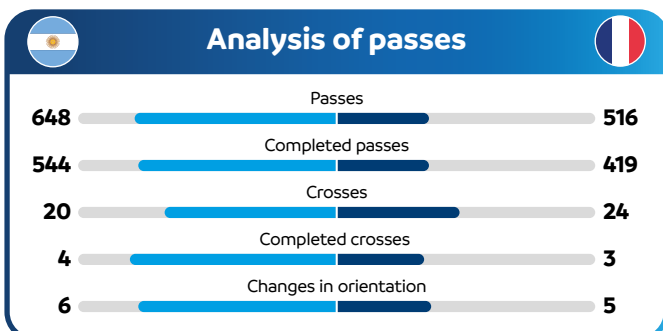
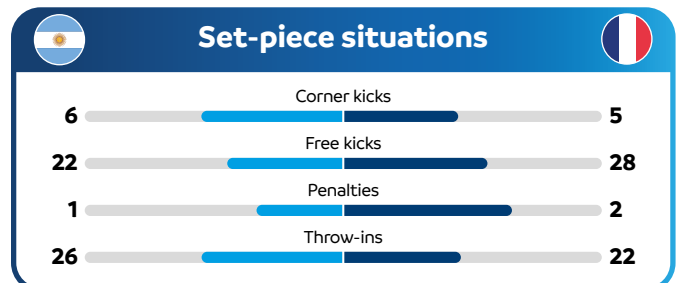
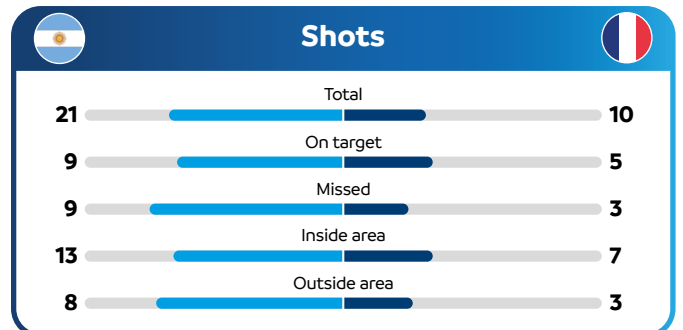


1-4-3-3 **STARTING 11**

	H. LLORIS	1
↓113'	R. VARANE	4
↓120+1'	J. KOUNDÉ	5
	D. UPAMECANO	18
↓71'	T. HERNÁNDEZ	22
↓71'	A. GRIEZMANN	7
	A. TCHOUAMÉNI	8
55' ↓96'	A. RABIOT	14
↓41' 90'	O. GIROUD	9
⊕80' ⊕82' ⊕118'	K. MBAPPÉ	10
↓41'	O. DEMBÉLÉ	11

SUBSTITUTES

	S. MANDANDA	16
	A. AREOLA	23
	B. PAVARD	2
	A. DISASI	3
	M. GUENDOUZI	6
	R. KOLO MUANI	12
	Y. FOFANA	13
	J. VERETOUT	15
	W. SALIBA	17
	K. COMAN	20
	L. HERNÁNDEZ	21
	I. KONATÉ	24
	E. CAMAVINGA	25
	M. THURAM	26





Passing map

#	Passes from ↓ to →	23	3	7	9	10	11	13	19	20	24	26	4	5	6	8	21	22
23	E. MARTÍNEZ			2		1	2	3	3	1	1	2						
3	N. TAGLIAFICO	3		1	2	2	7		6	6	4					3		
7	R. DE PAUL	2	1		4	10	1	6	9	4	11	8						
9	J. ÁLVAREZ		1	3		5	1	1	1	6	3	2					1	
10	L. MESSI			11	4		4	2	1	3	9	5	3			3		
11	Á. DI MARÍA		2	1	3	4		1	5	5	3							
13	C. ROMERO	3	2	9	1	3	3		11	1	14	4	4			1		
19	N. OTAMENDI	4	12	5		1	1	17		1	12	2		2		3	1	
20	A. MAC ALLISTER		4	2	2	7	7		2		9			2		3		1
24	E. FERNÁNDEZ		5	10	5	10	2	9	10	8		7	1	1		7		1
26	N. MOLINA	1	1	7	2	6	1	3	2	1	3							
4	G. MONTIEL			1					1		1				2			
5	L. PAREDES		1			2		1		1	5		1			2		
6	G. PEZZELLA								1									
8	M. ACUÑA	1	1		2	1			2	5	1						1	2
21	P. DYBALA																	
22	L. MARTÍNEZ					1					2			2		1		



Passing map

#	Passes from ↓ to →	1	4	5	7	8	9	10	11	14	18	22	3	12	13	20	24	25	26
1	H. LLORIS		1	4	3	4	1	1	1	2	2			1	1	1		1	1
4	R. VARANE	6		7	4	8			2	1	18	3				1		1	
5	J. KOUNDÉ	2	10		2	2	1	1	5	3	4	3		6	2	1	1		2
7	A. GRIEZMANN			4		3	1	3	1	3	1	5							
8	A. TCHOUMÉNI	2	7	10	1			3	2	9	8	5		2	2	1		1	
9	O. GIROUD				2														
10	K. MBAPPÉ			1		1				2	1	5				1			1
11	O. DEMBELÉ			2	2		2	1		1									
14	A. RABIOT		1	3		7		6	1		6	5				1		2	4
18	D. UPAMECANO	4	8	6	1	5		3	3	5		6		1	2	1		1	3
22	T. HERNÁNDEZ	1	7		5	3		2	2	3	4								
3	A. DISASI																		
12	R. KOLO MUANI		1	2		4				1									1
13	Y. FOFANA		2	2		2		1											1
20	K. COMAN		3							1									
24	I. KONATÉ														1				
25	E. CAMAVINGA		1			4		1		1	6			1	1				3
26	M. THURAM			1	1	1				2	1	1		2	1			1	



Top 5 passes to players

Player	Pass to	Total % of passes in team
Nicolás OTAMENDI	Cristian ROMERO	3,3%
Cristian ROMERO	Enzo FERNÁNDEZ	2,7%
Nicolás OTAMENDI	Nicolás TAGLIAFICO	2,3%
Nicolás OTAMENDI	Enzo FERNÁNDEZ	2,3%
Rodrigo DE PAUL	Enzo FERNÁNDEZ	2,1%



Top 5 passes to players

Player	Pass to	Total % of passes in team
Raphael VARANE	Dayot UPAMECANO	4,5%
Jules KOUNDÉ	Raphael VARANE	2,5%
Aurelien TCHOUMÉNI	Jules KOUNDÉ	2,5%
Aurelien TCHOUMÉNI	Adrien RABIOT	2,3%
Raphael VARANE	Aurelien TCHOUMÉNI	2%

Km travelled



145 km



148,2 km

Km travelled at high intensity



17,1 km



18,1 km



BRAZIL

The system of play used was mostly 1-4-3-3. The nuance was given by their midfield, where Casemiro was the most defensive, Paqueta was the link between defense and attack, and Neymar was permanently joining the forwards.

Their game plan was always to propose, take the initiative, and when they lost the ball, try to recover it immediately to attack again. In all the matches they played, they were superior to their rivals, even in the match where they were eliminated by Croatia in a penalty shootout.



DEFENSE

The defensive aspect in Brazil was a collective goal. In defense, the team was back with two lines of four, where Raphinha and Vinicius worked on the wings together with Casemiro and Paquetá. Meanwhile, Richarlison and Neymar remained as the two upfront. On an individual level, Alisson stood out in goal, as well as defenders Marquinhos and Thiago Silva for their great skill.

A defensive mistake in the last minutes of extra time against Croatia cost them their elimination from the tournament. It is the only explanation for Brazil's exit from the competition.



GAME ELABORATION

It was always from their defense, passing through the midfield, trying to get the ball as easily as possible to their forwards. Casemiro was the first pass option when going forward and Paqueta added talent to set up play and join in the attack.





ATTACK

The football they played was marvelous at times. The “The Beautiful Game” or “jogo bonito” as they call it, is so missed in the world but rarely appears.

They used a very important attacking principle, width. With Raphinha and Vinicius on the wings, they had speed and the ability to open tight defenses. At the same time, they created space on the inside lanes, Richarlison pivoted, and Neymar and Paqueta came from behind, and this allowed them to score goals with high technical content.

DEFENSIVE SET-PIECE SITUATIONS

In defense, they used zonal marking in corner kicks and free kicks from the side. They conceded only one goal on a free kick from the side, rejected by the defense, followed by a shot from outside the box.

OFFENSIVE SET-PIECE SITUATIONS

In attack, they were not very effective. Despite having very good finishers and excellent headers, they were only able to score one goal in this way. Neymar scored from a penalty kick against Korea.

OUTSTANDING PLAYERS

RICHARLISON: The top scorer of his national team with 3 goals, including the best goal of the World Cup highlighted by FIFA.

VINICIUS Jr.: Some outstanding performances to show his quality. His age makes us think he is one of the great South American stars of the future.

CASEMIRO: His regularity and balance are always at the service of the team. In addition, he scored a great goal against Switzerland in a 1-0 win.





BRAZIL 2 - 0 SERBIA



Match 16 - 24 nov 2022 - Referee: A. Faghani

STARTING 11 1-4-3-3

1	ALISSON	
2	DANILO	
3	T. SILVA (C)	
4	MARQUINHOS	
6	A. SANDRO	
5	CASEMIRO	
7	L. PAQUETÁ	
10	NEYMAR	↓ 80'
9	RICHARLISON	↓ 79' Ⓢ 73' Ⓢ 62'
11	RAPHINHA	↓ 87'
20	VINICIUS JR	↓ 76'

SUBSTITUTES

12	WEVERTON	
23	EDERSON	
8	FRED	↑ 75'
13	D. ALVES	
14	E. MILITAO	
15	FABINHO	
16	A. TELLES	
17	B. GUIMARAES	
18	G. JESUS	↑ 79'
19	ANTONY	↑ 80'
21	RODRYGO	↑ 76'
22	E. RIBEIRO	
24	BREMER	
25	PEDRO	
26	G. MARTINELLI	↑ 87'

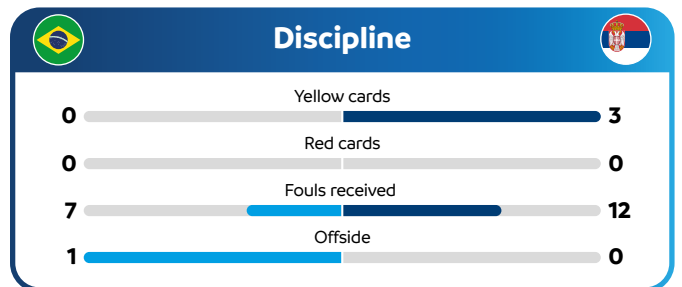
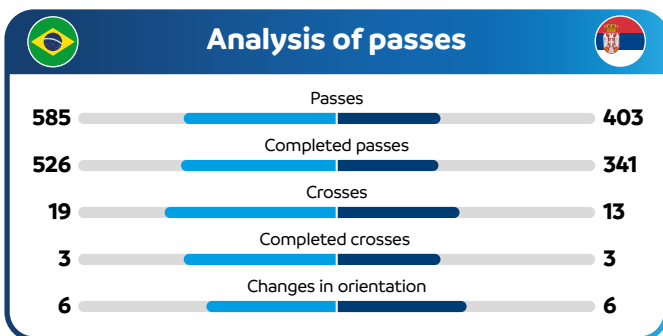
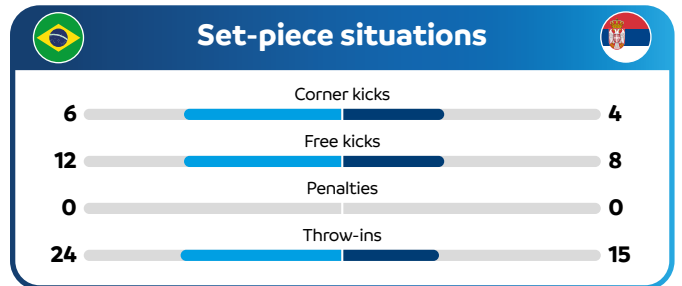
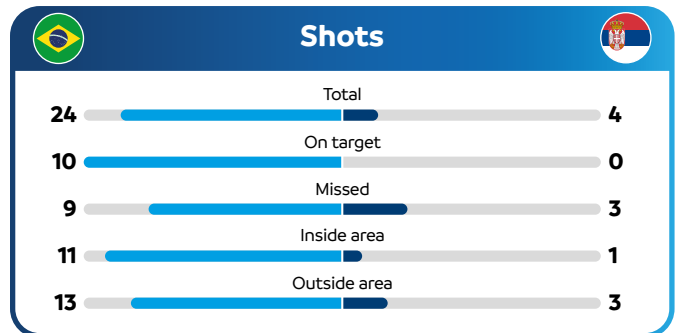


1-3-4-2-1 STARTING 11

7'	V. MILINKOVIC	23
	S. PAVLOVIC	2
	N. MILENKOVIC	4
	M. VELJKOVIC	5
49'	N. GUDELJ	8
↓ 57'	A. ZIVKOVIC	14
64'	S. LUKIC	16
↓ 66'	F. MLADENOVIC	25
↓ 83'	A. MITROVIC	9
	(C) D. TADIC	10
	S. MILINKOVIC-SAVIC	20

SUBSTITUTES

	M. DMITROVIC	1
	P. RAJKOVIC	12
	S. ERAKOVIC	3
	N. MAKSIMOVIC	6
	N. RADONJIC	7
	L. JOVIC	11
	S. MITROVIC	13
	S. BABIC	15
	F. KOSTIC	17
	D. VLAHOVIC	18
	U. RACIC	19
	F. DJURICIC	21
	D. LAZOVIC	22
	I. ILIC	24
	M. GRUJIC	26





Passing map

#	Passes from ↓ to →	23	2	3	4	5	6	7	9	10	11	20	8	18	19	21	26
1	ALISSON		2	5	3	1	5	1		2							
2	DANILO	3		8	9	5	2	6	1	4	10		3		2	1	
3	T. SILVA		15		7	6	15	3		9	1	6	1		1	1	
4	MARQUINHOS	2	10	15		6	11	3		2	5		3		1	1	
5	CASEMIRO		9	4	9		8	4	2	8	3	4			5	2	
6	A. SANDRO	3	3	14	8	10		5		11		8	1	1	1	4	1
7	L. PAQUETÁ		4	1		6	5		1	3	5	2					
9	RICHARLISON		1		1					5	3	1					
10	NEYMAR	1	2	1	2	6	8	3	3			4					
11	RAPHINHA		4	2	2	4	3	4	3	2			1				
20	VINICIUS JR			4	1	4	4	2		4							
8	FRED		4	1	1	2										2	
18	G. JESUS				1							1					1
19	ANTONY		2	1	1	1	4							2		2	
21	RODRYGO		3			1	1				1		2	1	2		1
26	G. MARTINELLI													1			



Passing map

#	Passes from ↓ to →	23	2	4	5	8	9	10	14	16	20	25	6	7	18	22	24
23	V. MILINKOVIC		5	4	7	1	5	1	1	1	2	2		2			2
2	S. PAVLOVIC	6		2	5	2	1	2		1	2	2		4			1
4	N. MILENKOVIC	2	5		6	1		4	1	3	2	3	2	1	1	2	3
5	M. VELJKOVIC	7	5	4		5	2	1	1	3		2	2		1		3
8	N. GUDELJ		3	3	5		1	1	1	4	7	1					
9	A. ZIVKOVIC		1			2		3	2	3	5						1
10	S. LUKIC		1	3	3		1		3	2	3						3
14	F. MLADENOVIC			2	2	2	1	4		1	2						
16	A. MITROVIC	1	5	3	3	4	3	1	4		2						
20	D. TADIC		2	2		4	1	4	6	2		3				2	1
25	S. MILINKOVIC-SAVIC	1	2		1	3	1			1	2						1
6	N. MAKSIMOVIC		1	1	1						1			1			
7	N. RADONJIC		1					2			2						1
18	D. VLAHOVIC													1		1	
22	D. LAZOVIC	1		1	1										2		2
24	I. ILIC	3	3	1	1			4		1	2		1	3		2	



Top 5 passes to players

Player	Pass to	Total % of passes in team
Thiago SILVA	Daniilo	3%
Thiago SILVA	Alex SANDRO	3%
Marquinhos	Thiago SILVA	3%
Alex SANDRO	Thiago SILVA	2,8%
Marquinhos	Alex SANDRO	2,2%



Top 5 passes to players

Player	Pass to	Total % of passes in team
Vanja MILINKOVICSAVIC	Milos VELJKOVIC	2,1%
Milos VELJKOVIC	Vanja MILINKOVICSAVIC	2,1%
Nemanja GUDELJ	Vanja MILINKOVICSAVIC	2,1%
Strahinja PAVLOVIC	Vanja MILINKOVICSAVIC	1,8%
Nikola MILENKOVIC	Milos VELJKOVIC	1,8%

Km travelled



110,2 km



115 km

Km travelled at high intensity



15,3 km



16,2 km



BRAZIL 1 - 0 SWITZERLAND



Match 31 - 28 nov 2022 - Referee: I. Cisneros

STARTING 11 1-4-3-3

1	ALISSON	
3	T. SILVA (C)	
4	MARQUINHOS	
6	A. SANDRO	
14	E. MILITAO	↓ 86'
5	CASEMIRO	⚡ 83'
7	L. PAQUETÁ	↓ 46'
8	FRED	↓ 58' ⚡ 52'
9	RICHARLISON	↓ 73'
11	RAPHINHA	↓ 73'
20	VINICIUS JR	

SUBSTITUTES

12	WEVERTON	
23	EDERSON	
2	DANILO	
13	D. ALVES	
15	FABINHO	
16	A. TELLES	↑ 86'
17	B. GUIMARAES	↑ 58'
18	G. JESUS	↑ 73'
19	ANTONY	↑ 73'
21	RODRYGO	↑ 46'
22	E. RIBEIRO	
24	BREMER	
25	PEDRO	
26	G. MARTINELLI	

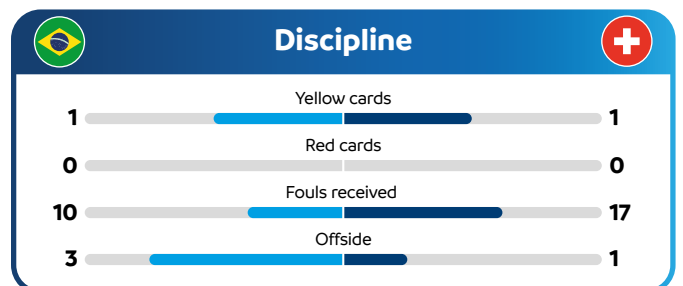
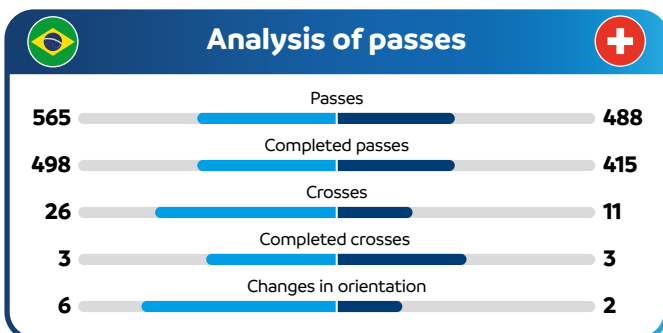
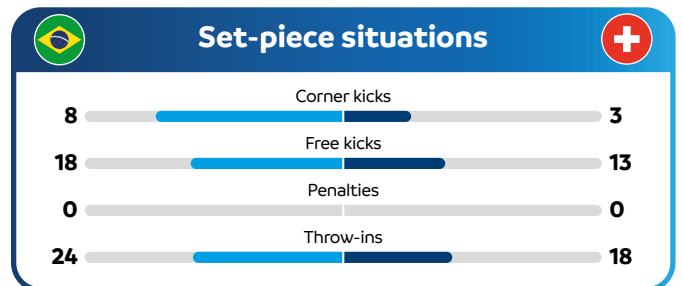
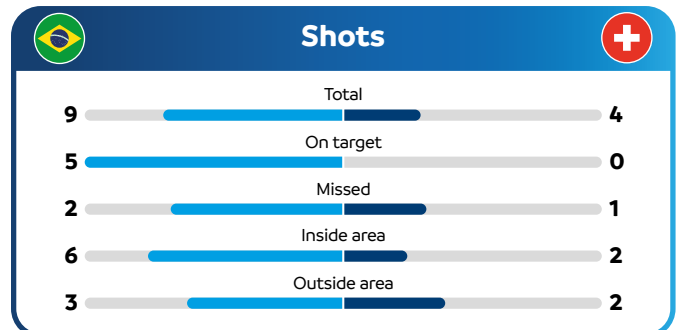


1-4-2-3-1 STARTING 11

Y. SOMMER	1
S. WIDMER	3
N. ELVEDI	4
M. AKANJI	5
R. RODRÍGUEZ	13
R. FREULER	8
(C) G. XHAKA	10
M. SOW	15
R. VARGAS	17
F. RIEDER	25
B. EMBOLO	7

SUBSTITUTES

J. OMLIN	12
G. KOBEL	21
P. KOEHN	24
E. FERNANDES	2
D. ZAKARIA	6
H. SEFEROVIC	9
R. STEFFEN	11
M. AEBISCHER	14
C. FASSNACHT	16
E. COMERT	18
F. FREI	20
F. SCHAER	22
X. SHAQIRI	23
A. JASHARI	26





Passing map

#	Passes from ↓ to →	23	3	4	5	6	7	8	9	11	14	20	16	17	18	19	21
1	ALISSON		1	4		1					3	1					
3	T. SILVA	2		24	3	11	6	3		5	8	1	1	3		1	4
4	MARQUINHOS	2	23		5	9	11	3		4	12	4		7		2	2
6	A. SANDRO		2	5		9	3	2	4	3	3	1		2	1	1	3
14	E. MILITAO		14	13	1		3	1		1	2	10					6
5	CASEMIRO		2	8	4	6		3	1	1		4					
7	L. PAQUETÁ	1	2	4	1	1	2			4	7	1					1
8	FRED				1	1				1							
9	RICHARLISON		7	1	1	2	2	1			6			1			1
11	RAPHINHA	2	12	12	3	1		7	1	7		2		1	1	1	
20	VINICIUS JR			2	3	3	3	1			1		1	1			2
16	A. TELLES		2									1		1	1		1
17	B. GUIMARAES		1	1	4	1			1		2	1	1		1	2	1
18	G. JESUS											1	1			1	1
19	ANTONY		1	1	3	1					1			2			2
21	RODRYGO		3		3					1	1	4	1	2	1	2	



Passing map

#	Passes from ↓ to →	1	3	4	5	7	8	10	12	15	17	25	2	9	11	14	20
1	Y. SOMMER		2	12	19	1	2	3	2	2							1
3	S. WIDMER			2	10	2	4	1		5		2	1		1	1	
4	N. ELVEDI	9	2		11	1	6	13	8		4		2	1	2		
5	M. AKANJI	9	4	14		3	5	9	3	4		3	2		3	2	1
13	R. RODRÍGUEZ							2			2	1			1		
8	R. FREULER	1	7	6	4	2		4	3		2	2	1		1		
10	G. XHAKA	4	11	11	8	2	5		5	2	3	2	2		1		
15	M. SOW	4		1	4	2	1	11		1	3		2	1			
17	R. VARGAS		4	1	4		1	3			1	2	1				
25	F. RIEDER					1	1	2	5	1							
7	B. EMBOLO		4	1			1	1		1							
2	E. FERNANDES			1		1	1	3	1	1					2		1
9	H. SEFEROVIC						1										1
11	R. STEFFEN		5		1	1	1		2				1	1			
14	M. AEBISCHER		2														
20	F. FREI			1	1												



Top 5 passes to players

Player	Pass to	Total % of passes in team
Thiago SILVA	Marquinhos	5%
Marquinhos	Thiago SILVA	4,8%
Alex SANDRO	Thiago SILVA	2,9%
Alex SANDRO	Marquinhos	2,7%
Marquinhos	Eder MILITAO	2,5%



Top 5 passes to players

Player	Pass to	Total % of passes in team
Yann SOMMER	Manuel AKANJI	4,7%
Manuel AKANJI	Nico ELVEDI	3,5%
Nico ELVEDI	Granit XHAKA	3,2%
Yann SOMMER	Nico ELVEDI	3%
Nico ELVEDI	Manuel AKANJI	2,7%

Km travelled



108,3 km



108,6 km

Km travelled at high intensity



14,8 km



14,9 km



CAMEROON 1 - 0 BRAZIL



Match 48 - 2 dic 2022 - Referee: I. Elfath

STARTING 11 1-4-2-3-1

16	D. EPASSY	
4	C. WOOH	
19	C. FAI	
24	E. EBOSSE	
25	N. TOLO	6'
6	N. NGAMALEU	86'
8	A. ANGUSSA	78'
15	P. KUNDE	68', 28'
20	B. MBEUMO	64'
10	V. ABOUBAKAR (C)	90', 81', 90+2'
13	E. CHOUPO-MOTING	

SUBSTITUTES

1	B. NGAPANDOUETNBU	
23	A. ONANA	
2	J. NGOM MBEKELI	86'
3	N. NKOULOU	
5	G. ONDOUA	
7	G. NKOUDOU	
9	J. Nsame	
11	C. BASSOGOG	
12	K. TOKO EKAMBI	64'
14	S. GOUET	
17	O. MBAIZO	
18	M. HONGLA	
21	J. CASTELLETTO	
22	O. NTCHAM	68'
26	S. MAROU	

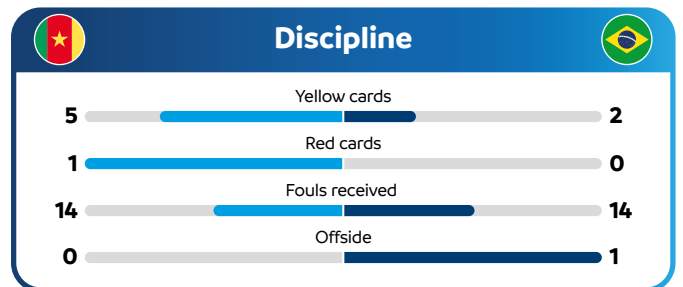
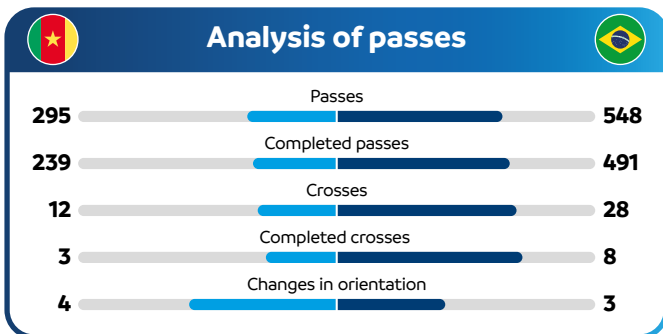
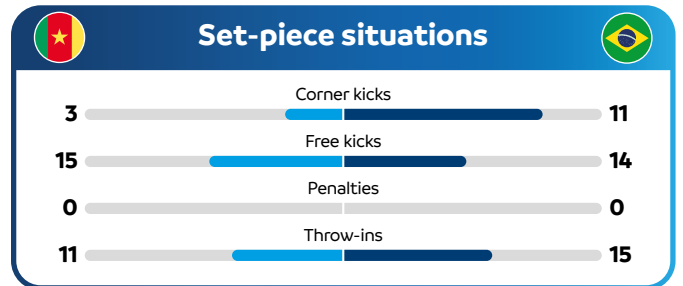
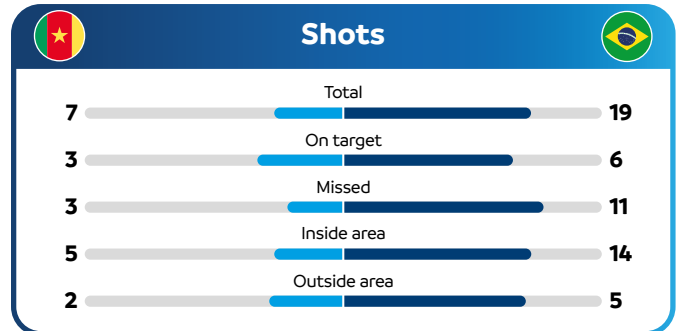


1-4-3-3 **STARTING 11**

	EDERSON	23
49'	(C) D. ALVES	13
7'	E. MILITAO	14
54'	A. TELLES	16
55'	BREMER	24
	FRED	8
79'	FABINHO	15
	ANTONY	19
64'	G. MARTINELLI	26
55'	G. JESUS	18
	RODRYGO	21

SUBSTITUTES

	ALISSON	1
	WEVERTON	12
	T. SILVA	3
54'	MARQUINHOS	4
	CASEMIRO	5
	L. PAQUETÁ	7
	RICHARLISON	9
79'	RAPHINHA	11
55'	B. GUIMARAES	17
85'	VINICIUS JR	20
55'	E. RIBEIRO	22
64'	PEDRO	25





Passing map

#	Passes from ↓ to →	16	4	6	8	10	13	15	19	20	24	25	2	12	22
16	D. EPASSY		4	2	2	2	3	1	4		8	1	2		
4	C. WOOH	5		1	4	1		2	1	1	9				
6	N. NGAMALEU	1	1		4	1	3			1		4			1
8	A. ANGUISSA		5	7		4	2	5	2	1	3	2		3	5
10	V. ABOUBAKAR			1	1			1	1	1		1			
13	E. CHOUPO-MOTING				1			2		2	1	2		1	1
15	P. KUNDE		2		8	2	1		3	3	3				
19	C. FAI		3	1	5	1		1		1	1				
20	B. MBEUMO			1	3	2			1						
24	E. EBOSSE	4	5	3	4		3	8	1	1				1	1
25	N. TOLO			3	3		1		1					1	
2	J. NGOM MBEKELI														
12	K. TOKO EKAMBI			1	3									1	1
22	O. NTCHAM		3		1	2	1		1			1	1		



Passing map

#	Passes from ↓ to →	23	7	8	9	10	11	13	19	20	24	26	3	5	6	16	22
23	EDERSON		3	1	4	1	2	1	2	5	4		1		2	1	
8	FRED	1		7	4	2		1	5	4	1	2					
13	D. ALVES	3	5		15	5		2	11	2	4	2			6	1	
14	E. MILITAO	3	6	8		7			9	4	20	1	4		1	1	2
15	FABINHO	1		9	5		5	2	6	2	5	6	2		2	1	1
16	A. TELLES				3	3			1	3	9	2					
18	G. JESUS		2	1	1	2	1		1			1	1				
19	ANTONY		5	11	4	3	1	1		3					3	1	
21	RODRYGO		2	1	2	1	4		2		2	3					
24	BREMER	7	4	7	20	3	6	1	2	2		1	4		3		
26	G. MARTINELLI		1		1	2	4			2	2		3		2	1	1
4	MARQUINHOS	1			3	3					5	9			3	2	1
11	RAPHINHA			1		1									1		1
17	B. GUIMARAES			4		3		1	1			3	2	4		3	2
22	E. RIBEIRO			1	2				2		1	3	2		2		1
25	PEDRO								1			1	1			1	



Top 5 passes to players

Player	Pass to	Total % of passes in team
Christopher WOOH	Enzo EBOSSE	3,9%
Devis EPASSY	Enzo EBOSSE	3,5%
Pierre KUNDE	Andre-frank Z. ANGUISSA	3,5%
Enzo EBOSSE	Pierre KUNDE	3,5%
Andre-frank Z. ANGUISSA	Nicolas M. NGAMALEU	3%



Top 5 passes to players

Player	Pass to	Total % of passes in team
Eder MILITAO	Bremer	4,2%
Bremer	Eder MILITAO	4,2%
Dani ALVES	Eder MILITAO	3,2%
Dani ALVES	Antony	2,3%
Antony	Dani ALVES	2,3%

Km travelled



107,9 km



110,2 km

Km travelled at high intensity



14,2 km



15,2 km



BRAZIL 4 - 1 SOUTH KOREA



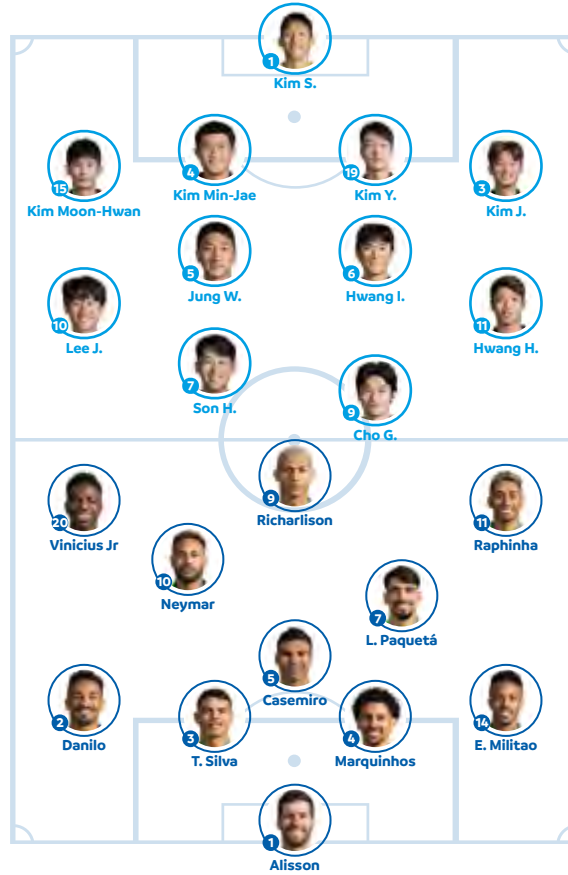
Match 54 - 5 dic 2022 - Referee: C. Turpin

STARTING 11 1-4-3-3

1	ALISSON	↓ 80'
2	DANILO	↓ 72'
3	T. SILVA (C)	
4	MARQUINHOS	
14	E. MILITAO	↓ 63'
5	CASEMIRO	
7	L. PAQUETÁ	⊕ 36'
10	NEYMAR	↓ 81' ⊕ 13'
9	RICHARLISON	⊕ 29'
11	RAPHINHA	
20	VINICIUS JR	↓ 72' ⊕ 7'

SUBSTITUTES

12	WEVERTON	↑ 80'
23	EDERSON	
8	FRED	
13	D. ALVES	↑ 63'
15	FABINHO	
17	B. GUIMARAES	
19	ANTONY	
21	RODRYGO	↑ 81'
22	E. RIBEIRO	
24	BREMER	↑ 72'
25	PEDRO	
26	G. MARTINELLI	↑ 72'

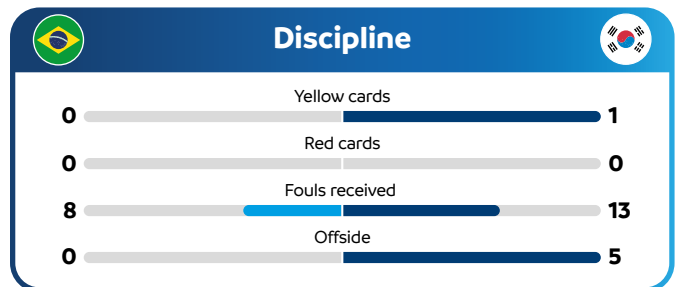
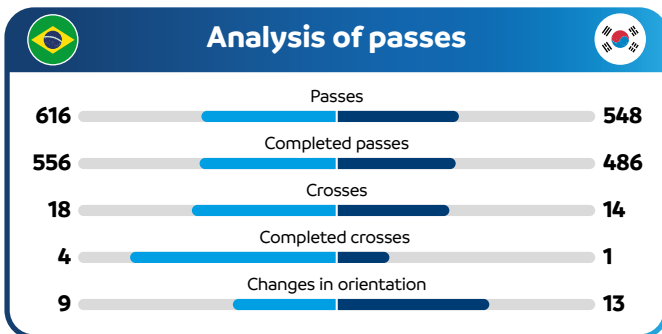
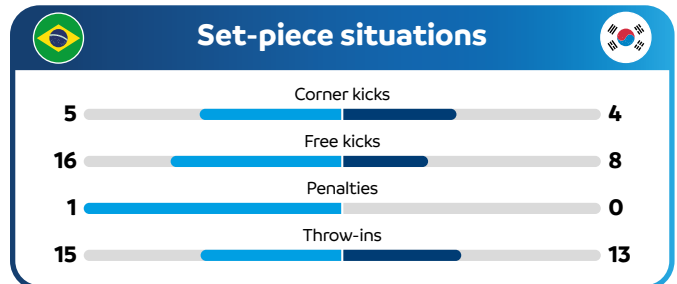
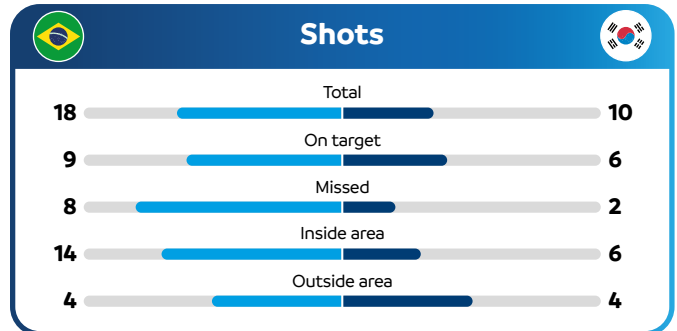


1-4-4-2 STARTING 11

↓ 46'	KIM S.	1
	KIM J.	3
	KIM MIN-JAE	4
	KIM MOON-HWAN	15
⊕ 44' ↓ 46'	KIM Y.	19
↓ 65' ↓ 74'	JUNG W.	5
	HWANG I.	6
	LEE J.	10
	HWANG H.	11
	(C) SON H.	7
	CHO G.	9

SUBSTITUTES

	SONG B.	12
	JO H.	21
	YOON J.	2
⊕ 65' ⊕ 76'	PAIK S.	8
↑ 46'	SON J.	13
↑ 46'	HONG C.	14
↑ 80'	HWANG U.	16
	NA S.	17
↑ 74'	LEE K.	18
	KWON K.	20
	KWON C.	22
	KIM T.	23
	CHO Y.	24
	JEONG W.	25
	SONG M.	26





Passing map

#	Passes from ↓ to →	1	2	3	4	5	7	9	10	11	14	20	12	13	21	24	26
1	ALISSON		5	6	6	1			1	1							
2	DANILO	2		18	9	13	1	1	11	1	1	4		1			
3	T. SILVA	2	20		13	8	7	1	5	5	7	6	1	3		2	
4	MARQUINHOS	4	8	18		7	4	2	3	2	9			2	1	3	
5	CASEMIRO	1	13	7	9		5		6	2	4	6		1	3	2	4
7	L. PAQUETÁ		1	6	5	6		4	2	10	3	4		5		2	1
9	RICHARLISON	1	1		1	3	2		2	1	1	1		1	1		
10	NEYMAR		5	6	1	8	3	5		1	1	4					1
11	RAPHINHA		3		4	2	5	3	3		6	1		1			
14	E. MILITAO	1	3	4	11	2	9		1	4		3					
20	VINICIUS JR		5	2		1		2	7	4							
12	WEVERTON						1								1		1
13	D. ALVES			1	2		3			5			1				1
21	RODRYGO					2	1									1	2
24	BREMER			8		3				2							1
26	G. MARTINELLI					2	1		1					1	1	2	



Passing map

#	Passes from ↓ to →	1	3	4	5	6	7	9	10	11	15	19	8	13	14	16	18
1	KIM S.		1	5	1	3			1	1	1	6		2			
3	KIM J.			1	4	2	1		1	3		5					
4	KIM MIN-JAE	5				7			6	4	14	16	5	3	2		
5	JUNG W.		2	2		7	2		4	5	4	4					
6	HWANG I.		5	4	5		5	2	6	7	3	1		1	2		
7	SON H.			1	3	2			5	2	3				1		1
9	CHO G.	1	1	1	1	1	3		1	1	1						
10	LEE J.			5	7	3	5	2		1	5	5		5	2		
11	HWANG H.		8	1	4	9	1		1		3	1	6	3	2		2
15	KIM MOON-HWAN	2		9	2	4	1		6	9		2	3	3			
19	KIM Y.	2	3	15	3	5	2	2	3	4	3		1	5	5		1
8	PAIK S.			4			1		1	2	4	2		3	1		2
13	SON J.	4		7		1			5	7	2	6	4		1		
14	HONG C.	1				2	2		3	3	1	1		1			1
16	HWANG U.																
18	LEE K.			1			1					1	1	3			



Top 5 passes to players

Player	Pass to	Total % of passes in team
Thiago SILVA	Daniilo	3,7%
Daniilo	Thiago SILVA	3,3%
Marquinhos	Thiago SILVA	3,3%
Daniilo	Casemiro	2,4%
Thiago SILVA	Marquinhos	2,4%



Top 5 passes to players

Player	Pass to	Total % of passes in team
Min-Jae KIM	Young-Gwon KIM	3,4%
Young-Gwon KIM	Min-Jae KIM	3,2%
Min-Jae KIM	Moon-Hwan KIM	3%
Hee-Chan HWANG	In-Beom HWANG	1,9%
Moon-Hwan KIM	Hee-Chan HWANG	1,9%

Km travelled



108,5 km



109,8 km

Km travelled at high intensity



13,7 km



15 km



*CROATIA (4) **1 - 1** (2) BRAZIL



Match 57 - 9 dic 2022 - Referee: M. Oliver

STARTING 11 1-4-2-1-3

1	D. LIVAKOVIC	
6	D. LOVREN	
19	B. SOSA	↓110'
20	J. Gvardiol	
22	J. JURANOVIC	
8	M. KOVACIC	↓106'
10	L. MODRIC (C)	
11	M. BROZOVIC	↓114' 31'
4	I. PERISIC	
9	A. KRAMARIC	↓72'
15	M. PASALIC	↓72'

SUBSTITUTES

12	I. GRBIC	
23	I. IVUSIC	
2	J. STANISIC	
3	B. BARISIC	
5	M. ERLIC	
7	L. MAJER	↑106'
13	N. VLASIC	↑72'
14	M. LIVAJA	
16	B. PETKOVIC	117' 117' ↑72'
17	A. BUDIMIR	↑110'
18	M. ORSIC	↑114'
21	D. VIDA	
24	J. SUTALO	
25	L. SUCIC	
26	K. JAKIC	

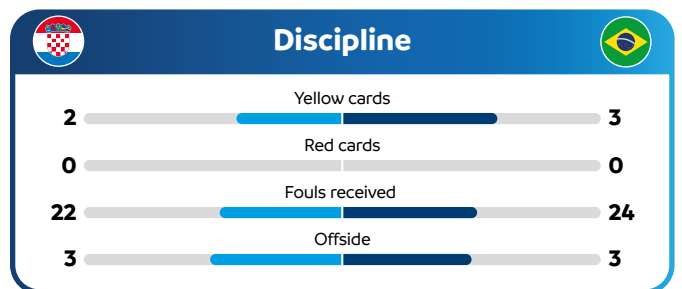
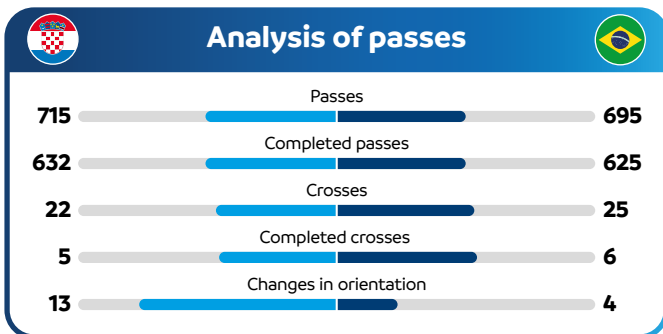
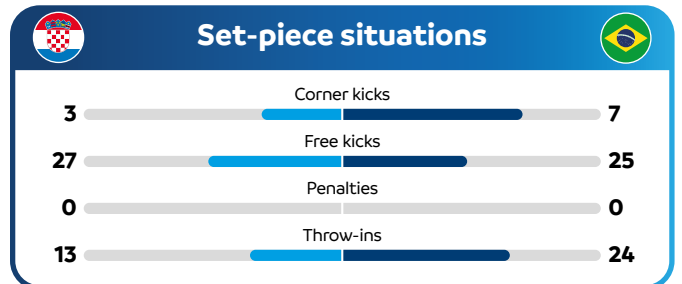
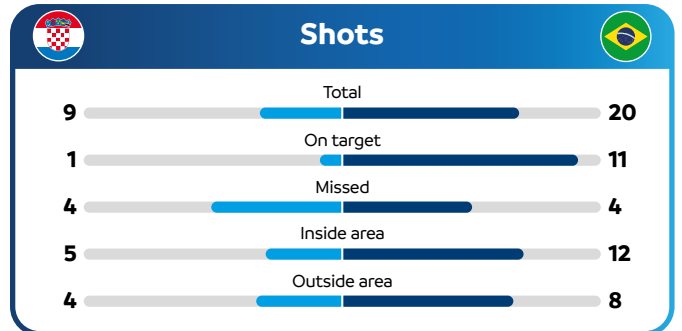


1-4-3-3 **STARTING 11**

25'	ALISSON	1
	DANILO	2
	(C) T. SILVA	3
	MARQUINHOS	4
	E. MILITAO	14
	CASEMIRO	5
	L. PAQUETÁ	7
	NEYMAR	10
	RICHARLISON	9
	RAPHINHA	11
	VINICIUS JR	20

SUBSTITUTES

	WEVERTON	12
	EDERSON	23
	A. SANDRO	6
	FRED	8
	D. ALVES	13
	FABINHO	15
	B. GUIMARAES	17
	ANTONY	19
	RODRYGO	21
	E. RIBEIRO	22
	BREMER	24
	PEDRO	25
	G. MARTINELLI	26





Passing map

#	Passes from ↓ to →	1	4	6	8	9	10	11	15	19	20	22	7	13	16	17	18
1	D. LIVAKOVIC			12			2	1	1	1	9	5					
4	D. LOVREN				3	1	6	1		3	1						
6	B. SOSA	5	2		4	3	20	20	5	4	9	5	1	2			
8	J. GVARDIOL	1	4	6		3	14	13	3	6	7	4					
9	J. JURANOVIC	1	4	1	3		3	5	1	1	1	1					
10	M. KOVACIC		5	13	13	3		17	7	5	7	16	6	4	2		
11	L. MODRIC		3	11	23	6	23		3	2	11	6	4	1			
15	M. BROZOVIC			4	3	2	5	2		2		6					
19	I. PERISIC	1	4		4	3	4	4			3						2
20	A. KRAMARIC	5	2	13	8		8	10	1	6		4		1	1		
22	M. PASALIC	1	2	9	1	6	13	6	7	1	4		2	3	1		
7	L. MAJER		1	3			1	2				2					
13	N. VLASIC						3	1				2	1				1
16	B. PETKOVIC				1			4									
17	A. BUDIMIR																
18	M. ORSIC													1			



Passing map

#	Passes from ↓ to →	1	2	3	4	5	7	9	10	11	14	20	6	8	19	21	25
1	ALISSON		3	7	9	1					2	1					2
2	DANILO	2		18	21	8	3		11		6	5			1	5	
3	T. SILVA	4	8		18	7	6		10	5	17	1			7	3	
4	MARQUINHOS	7	18	21		5	7		11	3	3		1		2	8	2
5	CASEMIRO		4	6	8		7	3	7	1	5	1	1		3	3	
7	L. PAQUETÁ		9	4	2	9		2	3	6	12				2	1	
9	RICHARLISON			1		2			2			1					
10	NEYMAR		10	3	7	7	4	2		1		3		1	2	6	1
11	RAPHINHA		3	2			3	2	2		5						
14	E. MILITAO	1	7	6	8	5	10	1	5	5		1			9		
20	VINICIUS JR		2	2		1			1								
6	A. SANDRO			1	1				1								1
8	FRED					2											
19	ANTONY	1	2	2	1	2	3	2	3		6					1	1
21	RODRYGO		8	1	2	5			4		1		2		3		2
25	PEDRO								3						1	1	



Top 5 passes to players

Player	Pass to	Total % of passes in team
Marcelo BROZOVIC	Luka MODRIC	3,7%
Marcelo BROZOVIC	Mateo KOVACIC	3,7%
Dejan LOVREN	Luka MODRIC	3,2%
Dejan LOVREN	Marcelo BROZOVIC	3,2%
Luka MODRIC	Marcelo BROZOVIC	2,8%



Top 5 passes to players

Player	Pass to	Total % of passes in team
Danilo	Marquinhos	3,5%
Marquinhos	Thiago SILVA	3,5%
Danilo	Thiago SILVA	3%
Thiago SILVA	Marquinhos	3%
Marquinhos	Danilo	3%

Km travelled



147,2 km



142,6 km

Km travelled at high intensity



18,4 km



18,7 km



ECUADOR

Ecuador's national team started with different systems of play in each of its matches, starting with a 1-4-4-2 for the opening match, presenting a variant in the second half with a 1-4-2-3-1. They used a 1-3-4-2-1 for the match against the Netherlands, and a 1-4-3-3 system in the final group match against Senegal.

DEFENSE

They showed a very good defensive performance, very orderly when moving back in defense, where they were organized in a 1-4-4-1-1 system, and in some situations with a 1-4-5-1. In the game against the Netherlands, where they found themselves behind early on, they put intense pressure on their opponents at the start of the game, and this behavior was also observed in some situations in the game against Senegal. However, the predominant strategy was to wait in the midfield.

ATTACK

They were characterized by trying to start an elaborate game from their own area, using goalkeeper Galíndez, their two central defenders, Hincapié and Torres, and central midfielder Méndez, seeking to control the game, and attracting pressure from their opponents. When they managed to overcome their opponents' pressure, they progressed by triangulating down the wings with Caicedo, who stood out as the team's driving attacking force. Estupiñán was the winger with the most vocation and offensive play. In other situations, direct play was observed, taking advantage of the power of their wingers Plata and Ibarra, executing deep vertical passes.





SET-PIECE SITUATIONS

OFFENSIVE CORNER KICKS

They were characterized by a collection of tight corner kicks with an inward curve, but without any intentional strategy. In the game against the Netherlands, they tried the “Little Train” strategy.

OFFENSIVE FREE KICKS

In semi-front free kicks, they tended to take free kicks to the second sector. In free kicks from the wings, they looked for the first sector, with mid-height free kicks.



DEFENSIVE CORNER KICKS

They played mixed marking with one player (Caicedo) in the first post, two players (Estrada and Valencia) freely going after the ball, and the other players playing individual man-to-man marking. One player (Méndez) in the rebounding zone.

DEFENSIVE FREE KICKS

On defensive free kicks, they also used a mixed marking system with two free players (Valencia and Caicedo) who freely went after the ball, one player (Méndez) on the rebound, and the others performing man-to-man.

PROMINENT PLAYERS

Enner Valencia, captain and all-time top scorer of his national team, had another outstanding performance in this tournament, being the top scorer of his team with three goals.



Piero Hincapié (20 years old), Moisés Caicedo (21 years old), and Gonzalo Plata (22 years old) excelled in this World Cup. They stood out for their skill, despite their youth. Ecuador will surely enjoy these talents for many years to come.



QATAR 0 - 2 ECUADOR



Match 01 - 20 nov 2022 - Referee: D. Orsato

STARTING 11 1-5-3-2

1	S. ALSHEEB	15'
2	P. MIGUEL	
3	A. HASSAN	
14	H. AHMED	
15	B. HISHAM	
16	B. KHOUKHI	
6	A. HATEM	
10	H. AL-HAIDOS (C)	71'
12	K. BOUDIAF	36'
11	A. AFIF	78'
19	A. ALI	72', 22'

SUBSTITUTES

21	Y. HASSAN	
22	M. BARSHAM	
4	M. WAAD	71'
5	T. SALMAN	
7	A. ALAAELDIN	
8	A. ASSADALLA	
9	M. MUNTARI	72'
13	M. KHIDIR	
17	I. MOHAMAD	
18	K. MUNEEER	
20	S. AL HAJRI	
23	A. MADIBO	
24	N. ABDULRAHEEM	
25	J. GABER	
26	M. TAREK	

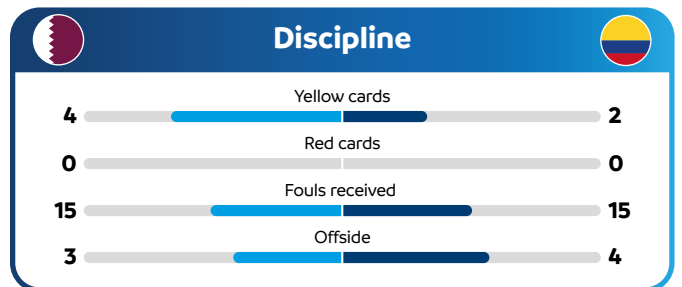
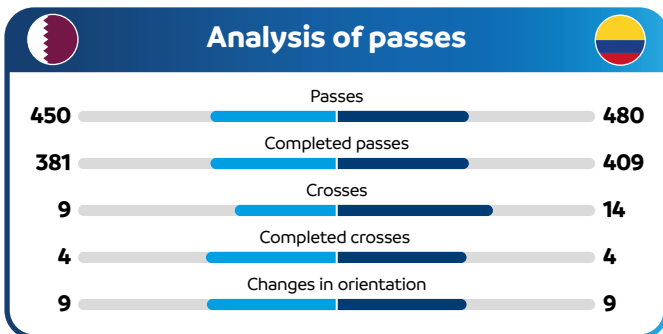
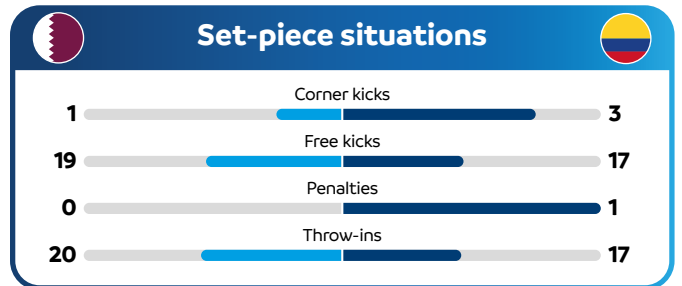
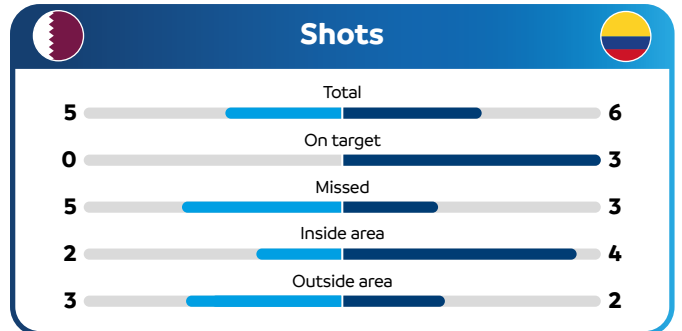
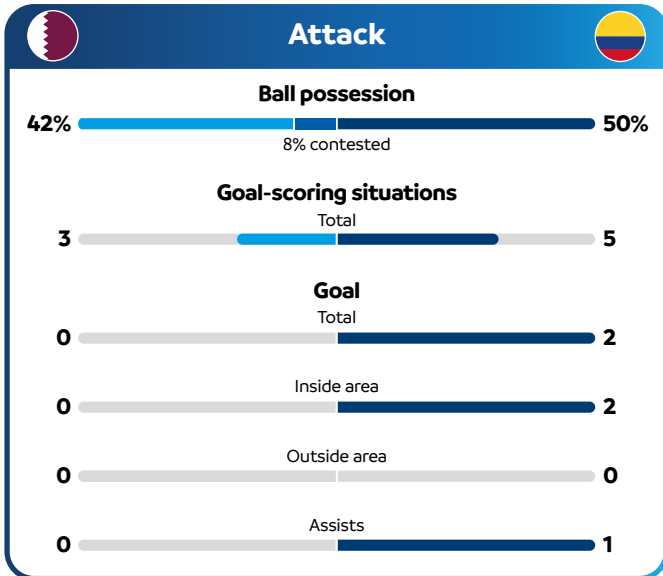


1-4-3-3 **STARTING 11**

H. GALÍNDEZ	1
F. TORRES	2
P. HINCAPIÉ	3
P. ESTUPIÑÁN	7
A. PRECIADO	17
R. IBARRA	10
G. PLATA	19
J. MÉNDEZ	20
M. CAICEDO	23
M. ESTRADA	11
(C) E. VALENCIA	13

SUBSTITUTES

M. RAMÍREZ	12
A. DOMÍNGUEZ	22
R. ARBOLEDA	4
J. CIFUENTES	5
W. PACHO	6
C. GRUEZO	8
E. PRECIADO	9
X. ARREAGA	14
A. MENA	15
J. SARMIENTO	16
D. PALACIOS	18
A. FRANCO	21
D. REASCO	24
J. POROZO	25
K. RODRÍGUEZ	26



 Passing map

#	Passes from ↓ to →	1	2	3	6	10	11	12	14	15	16	19	4	9
1	S. ALSHEEB			1	1	1				3	7		1	1
2	P. MIGUEL				3	2		5	1	2		2		
3	A. HASSAN	3	1		9	3	7	5	6	3	11			
6	A. HATEM		2	3			6	4	5	3	5	2		
10	H. AL-HAIDOS		3		1			4	1	4	5	1		
11	A. AFIF		3	7	4	5		5		5	4			
12	K. BOUDIAF		4	9	2	4	4			11	6	1		
14	H. AHMED	1		5	2		4	4			4		2	
15	B. HISHAM	1	6	4	3	3	3	2	2		19	1	1	1
16	B. KHOUKHI	1	2	22	10	5	6	4	4	13				
19	A. ALI		1	2		1	2	1		1				
4	M. WAAD				1				1					
9	M. MUNTARI								2				1	

 Passing map

#	Passes from ↓ to →	1	2	3	7	10	11	13	17	19	20	23	5	16	21	26
1	H. GALÍNDEZ			2	1	1		1	2		1		1	2		
2	F. TORRES	2		6	5		1	1	9	5	4	6			2	
3	P. HINCAPIÉ	2	15		12	2	1	2	3	3	14	7		1		
7	P. ESTUPIÑÁN	1	3	13			4	5	1	2	8	8	1	2		
10	R. IBARRA				4			3			1	3				
11	M. ESTRADA		2	3		1		1	2	1		1				
13	E. VALENCIA			1	1	3			1	2	3	2				
17	A. PRECIADO	1	6	4	2					8	4	3	1			
19	G. PLATA		4	1	1		2				8	2	2		1	
20	J. MÉNDEZ		13	24	8		1	3	5	5		5	2		1	
23	M. CAICEDO		1	4	10	2	5	6	1	3	9		1			
5	J. CIFUENTES		2		1						2					
16	J. SARMIENTO				2					2		1				
21	A. FRANCO								1		2		1	1		
26	K. RODRÍGUEZ															

 Top 5 passes to players

Player	Pass to	Total % of passes in team
Khokhi BOUALEM	Hassan ABDEKJARIM	6,1%
Alrawi BASSAM	Khokhi BOUALEM	5,2%
Khokhi BOUALEM	Alrawi BASSAM	3,6%
Hassan ABDEKJARIM	Khokhi BOUALEM	3%
Boudiaf KARIM	Alrawi BASSAM	3%

 Top 5 passes to players

Player	Pass to	Total % of passes in team
Jhegson MÉNDEZ	Piero HINCAPIÉ	6,1%
Piero HINCAPIÉ	Félix TORRES	3,8%
Piero HINCAPIÉ	Jhegson MÉNDEZ	3,5%
Pervis ESTUPIÑÁN	Piero HINCAPIÉ	3,3%
Jhegson MÉNDEZ	Félix TORRES	3,3%

Km travelled



102,5 km



105,2 km

Km travelled at high intensity



13,4 km



13,6 km



NETHERLANDS 1-1 ECUADOR




Match 19 - 25 nov 2022 - Referee: M. Ghorbal

STARTING 11 1-3-4-1-2

23 A. NOPPERT
 2 J. TIMBER
 4 V. VAN DIJK (C)
 5 N. AKE
 14 D. KLAASSEN ↓ 69'
 17 D. BLIND
 20 T. KOOPMEINERS ↓ 69'
 21 F. DE JONG
 22 D. DUMFRIES ↓ 46'
 7 S. BERGWIJN ↓ 80'
 8 C. GAKPO ↓ 80'

SUBSTITUTES

1 R. PASVEER
 13 J. BIJLOW
 3 M. DE LIGT
 6 S. DE VRIJ
 9 L. DE JONG ↑ 46'
 10 M. DEPAY ↑ 69'
 11 S. BERGHUIS ↑ 79'
 12 N. LANG
 15 M. DE ROON ↑ 79'
 16 T. MALACIA
 18 V. JANSSEN
 19 W. WEGHORST ↑ 80'
 24 K. TAYLOR
 25 X. SIMONS
 26 J. FRIMPONG

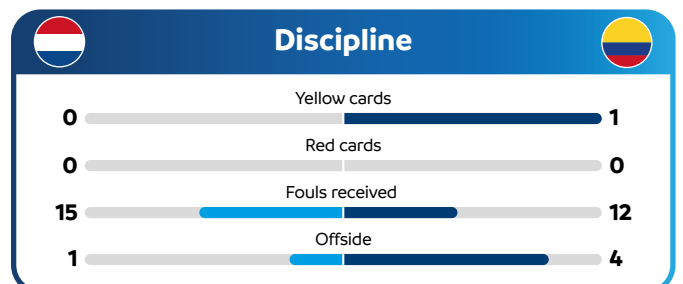
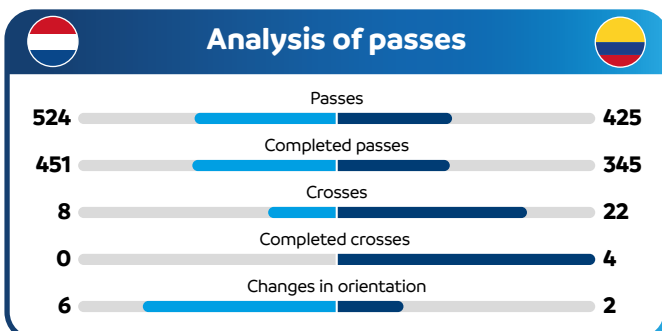
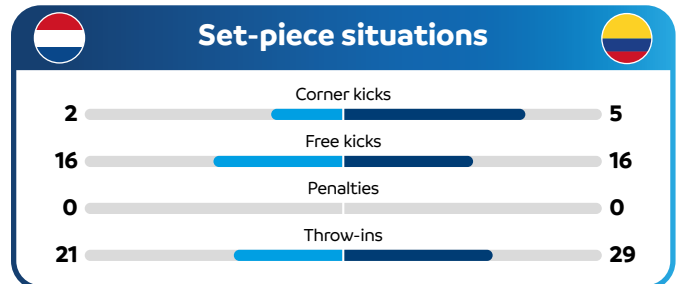
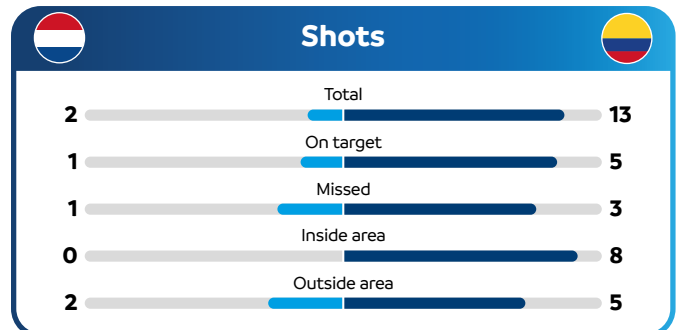



1-3-4-2-1 **STARTING 11**

H. GALÍNDEZ 1
 F. TORRES 2
 P. HINCAPIÉ 3
 J. POROZO 25
 P. ESTUPIÑÁN 7
 A. PRECIADO 17
 J. MÉNDEZ 20
 M. CAICEDO 23
 M. ESTRADA 11
 (C) E. VALENCIA 13
 G. PLATA 19

SUBSTITUTES

M. RAMÍREZ 12
 A. DOMÍNGUEZ 22
 R. ARBOLEDA 4
 J. CIFUENTES 5
 W. PACHO 6
 C. GRUEZO 8
 E. PRECIADO 9
 R. IBARRA 10
 X. ARREAGA 14
 A. MENA 15
 J. SARMIENTO 16
 D. PALACIOS 18
 A. FRANCO 21
 D. REASCO 24
 K. RODRÍGUEZ 26





Passing map

#	Passes from ↓ to →	1	2	4	5	7	8	14	17	20	21	22	10	11	15	19
1	A. NOPPERT		4	12	9			1	1	1	8			2	1	
2	J. TIMBER	7		11	8	1	4		1	7	9	3	1	2	1	
4	V. VAN DIJK	6	8		12	1	2	1	6	1	7	1		1		
5	N. AKE	9	6	6		3		4	20	5	7	1	3			
7	S. BERGWIJN	1			3			1	3	2	1	2				
8	C. GAKPO		2					2		3		2	1	1		
14	D. KLAASSEN				1	2	1		5	1	4	2	2			
17	D. BLIND	2	1	7	10	2		3		1	9		4	4	1	
20	T. KOOPMEINERS		3	1	3	3	3	2			4	3	2	1		
21	F. DE JONG	4	18	5	13	1	1	3	6	6			1		2	
22	D. DUMFRIES					1	3			2				1		
10	M. DEPAY				1		2		2		4					
11	S. BERGHUIS		1								2	1	1			1
15	M. DE ROON		1		1				3		2					
19	W. WEGHORST													1		



Passing map

#	Passes from ↓ to →	1	2	3	7	11	13	17	19	20	23	25	10	16	26
1	H. GALÍNDEZ		8	2	1	1						1			
2	F. TORRES	2		5	5	5	4	4	2	7	5	9		2	
3	P. HINCAPIÉ	1	7		3		3		2	4	2	3			
7	P. ESTUPIÑÁN	1	5	4		2	3		6	2	2			2	
11	M. ESTRADA				2		4	2	1	1	2	1			
13	E. VALENCIA		1	1	1	2			3	1	5	1			
17	A. PRECIADO						4		3	4	2			1	
19	G. PLATA	1	2	1	6	2	2	4		1	3	2			
20	J. MÉNDEZ		17	2	7	2	1	6	3		8	7		1	
23	M. CAICEDO		1	4	7	1	3	2	4	13		1		2	
25	J. POROZO	2	6	2	1	2	3	1	4	9			1		
10	R. IBARRA														
16	J. SARMIENTO			1	1			1		1	1	1			
26	K. RODRÍGUEZ														



Top 5 passes to players

Player	Pass to	Total % of passes in team
Nathan AKE	Daley BLIND	4,6%
Frenkie DE JONG	Jurrien TIMBER	4,2%
Frenkie DE JONG	Nathan AKE	3%
Andries NOPPERT	Virgil VAN DIJK	2,8%
Virgil VAN DIJK	Nathan AKE	2,8%



Top 5 passes to players

Player	Pass to	Total % of passes in team
Jhegson MÉNDEZ	Félix TORRES	5,3%
Moisés CAICEDO	Jhegson MÉNDEZ	4%
Félix TORRES	Jackson POROZO	2,8%
Jackson POROZO	Jhegson MÉNDEZ	2,8%
Hernán GALÍNDEZ	Félix TORRES	2,5%

Km travelled



107,5 km



107,1 km

Km travelled at high intensity



14,6 km



13,2 km



ECUADOR 1 - 2 SENEGAL



Match 35 - 29 nov 2022 - Referee: C. Turpin

STARTING 11 1-4-3-3


- 1 H. GALÍNDEZ
- 2 F. TORRES
- 3 P. HINCAPIÉ
- 7 P. ESTUPIÑÁN
- 17 A. PRECIADO
- 8 C. GRUEZO
- 21 A. FRANCO
- 23 M. CAICEDO
- 11 M. ESTRADA
- 13 E. VALENCIA (C)
- 19 G. PLATA

↓ 85'
↓ 46'
↓ 46'
⚽ 67'
↓ 64'

SUBSTITUTES

- 12 M. RAMÍREZ
- 22 A. DOMÍNGUEZ
- 4 R. ARBOLEDA
- 5 J. CIFUENTES
- 6 W. PACHO
- 9 E. PRECIADO
- 10 R. IBARRA
- 14 X. ARREAGA
- 15 A. MENA
- 16 J. SARMIENTO
- 18 D. PALACIOS
- 24 D. REASCO
- 25 J. POROZO
- 26 K. RODRÍGUEZ

↑ 46'
↑ 46'
↑ 64'
↑ 85'



1-4-2-3-1 **STARTING 11**

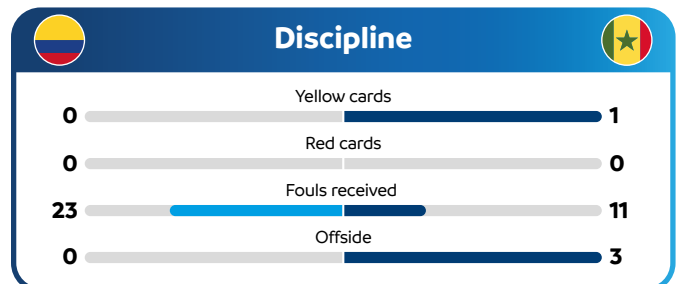
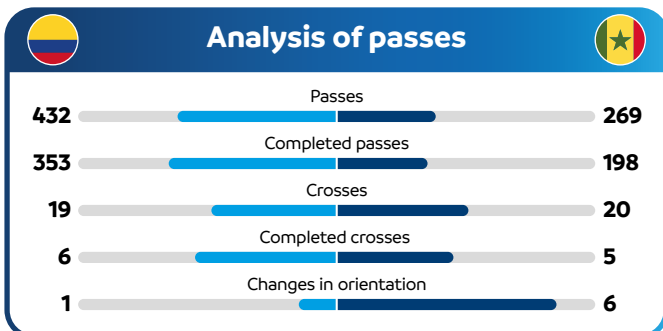
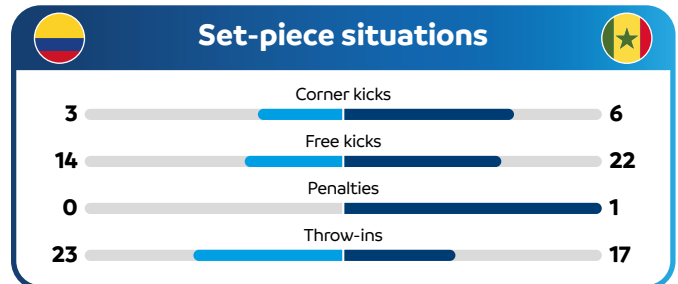
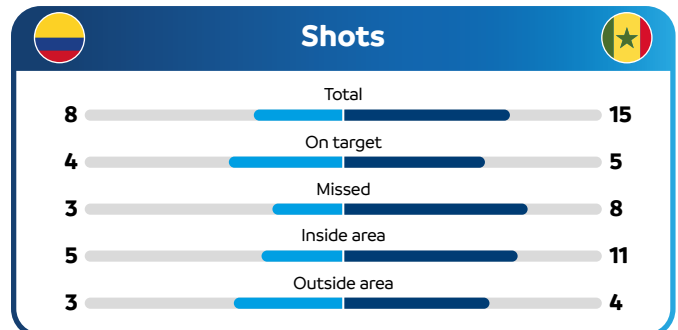
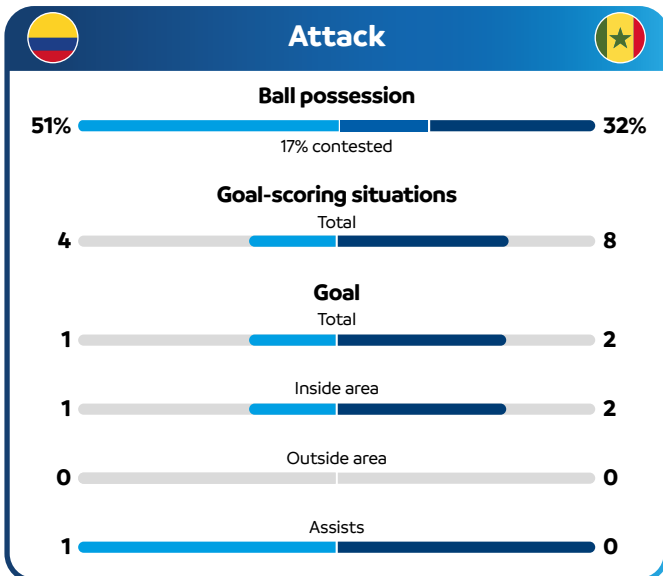
- E. MENDY 16
- ⚽ 70' ↓ 59' (C) K. KOULIBALY 3
- I. JAKOBS 14
- Y. SABALY 21
- A. DIALLO 22
- I. GUEYE 5
- P. CISSÉ 11
- P. GUEYE 26
- B. DIA 9
- I. NDIAYE 13
- I. SARR 18

⚽ 66'
↓ 74'
↓ 90+5'
↓ 75'
⚽ 44'

SUBSTITUTES

- S. DIENG 1
- A. GOMIS 23
- F. MENDY 2
- P. CISSÉ 4
- N. MENDY 6
- N. JACKSON 7
- C. KOUYATÉ 8
- M. NDIAYE 10
- F. BALLO 12
- K. DIATTA 15
- P. SARR 17
- F. DIEDHIOU 19
- C. DIENG 20
- M. NAME 24
- M. NDIAYE 25

↑ 90+5'
↑ 74'
↑ 75'





Passing map

#	Passes from ↓ to →	1	2	3	7	8	11	13	17	19	21	23	5	16	24	25
1	H. GALÍNDEZ		3	9	4			1				3				
2	F. TORRES	3		24	3	1		1	8	5		6	1	2		
3	P. HINCAPIÉ	8	17		12	4	1	2	3	3	2	11	1	3		1
7	P. ESTUPIÑÁN	3	3	10				2	1			5	2	4		
8	C. GRUEZO		2	3	3			2	2	1						
11	M. ESTRADA									1			1			
13	E. VALENCIA			1		1	1					2	3	1		
17	A. PRECIADO		7	1	1	1	1				4	2	1	4		
19	G. PLATA		3	1	2	3	2	1	1			1	2		1	
21	A. FRANCO		3						2			1				
23	M. CAICEDO		6	10	5	2	1	5	2	4			7			
5	J. CIFUENTES		8	2	1			1	4	2		3		1	1	1
16	J. SARMIENTO			3				1				2	1			
24	D. REASCO		1							1		1				
25	J. POROZO		2										1			



Passing map

#	Passes from ↓ to →	16	3	5	9	11	13	14	18	21	22	26	4	6	20
16	E. MENDY		2		1			1	1	2	5				
3	K. KOULIBALY	3		2		2	4		2	1	3	1		1	
5	I. GUEYE		2		1	2	2	3	5	3	2	2		1	
9	B. DIA			1		1				1					
11	P. CISS		1	3			2	2	3	5	1	4			
13	I. NDIAYE			2	2	1		1	1	2					
14	I. JAKOBS								4	2	3	2			
18	I. SARR		2	2				3		2		1		1	2
21	Y. SABALY	1	4	1	4	2	2				1			1	1
22	A. DIALLO	4	3	2		1		2	2			3			
26	P. GUEYE	1			1	4	1	2	3		2			2	
4	P. CISSÉ														
6	N. MENDY	1	1	1	1					3		1			
20	C. DIENG				1			1	1						



Top 5 passes to players

Player	Pass to	Total % of passes in team
Félix TORRES	Piero HINCAPIÉ	7,2%
Piero HINCAPIÉ	Félix TORRES	5,1%
Piero HINCAPIÉ	Pervis ESTUPIÑÁN	3,6%
Piero HINCAPIÉ	Moisés CAICEDO	3,3%
Pervis ESTUPIÑÁN	Piero HINCAPIÉ	3%



Top 5 passes to players

Player	Pass to	Total % of passes in team
Edouard MENDY	Abdou DIALLO	2,7%
Idrissa Gana GUEYE	Ismaila SARR	2,7%
Pathé CISS	Youssouf SABALY	2,7%
Kalidou KOULIBALY	Iliman NDIAYE	2,2%
Pathé CISS	Pape GUEYE	2,2%

Km travelled



104 km



108,3 km

Km travelled at high intensity



13,1 km



13,5 km



URUGUAY

In the three matches played, they used three different systems of play in their starting line-up. Against South Korea, they used the 1-4-3-3, against Portugal 1-5-3-2, and against Ghana 1-4-4-2.

DEFENSE

On some occasions, they attempted to press up front as the team's first defensive action but generally shifted to their middle third of the field to defend from there. At times, such as in the first 20 minutes against South Korea and several passages of the match against Portugal, they had to retreat to their own half to defend.

GAME ELABORATION

The team tried to create attacking plays in different ways and were effective in the last game against Ghana. They came out from the back, played long balls and crosses to the wingers (against South Korea), and played with two wingers to have width and depth on the wings (against Portugal); looking for these alternatives without success.

Bentancur was the one who managed the tempo of the team, the one who recovered the most balls, and the most important in offensive playmaking.

ATTACK

They started the first game with three strikers and three midfielders, but were unable to score a goal. The second match against Portugal started with two wingers, three midfielders, and two central strikers (Luis Suárez and Darwin Núñez); again without success. With the introduction of Giorgian De Arrascaeta in the second half, the team switched to a 4-4-2 formation and good offensive coordination emerged.

It was only in the last match that they found their best version, beating Ghana 2-0.





They used a 1-4-4-2 starting line-up, with a splendid Luis Suárez and De Arrascaeta moving all over the front line, which not only gave the team attacking opportunities that led to scoring two goals.

DEFENSIVE SET-PIECE SITUATIONS

In corner kicks, they used mixed marking. Setting two players free, marking the opposition's top ball-headers, and the rest of the team looking out for short plays and rebounds.

On free kicks from the wings, they used zone marking.

OFFENSIVE SET-PIECE SITUATIONS

They were unable to capitalize on what has been Uruguay's historic strength, aerial play. They did not manage to score any goals in the air.



PROMINENT PLAYERS

BENTANCUR: He put in a great performance until he got injured. He was the driving force of the team, the one who recovered the most balls, he managed the tempo of the collective pressure and when necessary, the fall-back to defense. He was a playmaker and came close to scoring one of the best goals of the tournament against Portugal.

DE ARRASCAETA: When he played, he gave the team mobility and creativity, generated attacking play, and also scored both of Uruguay's goals in the tournament.





URUGUAY 0 - 0 SOUTH KOREA



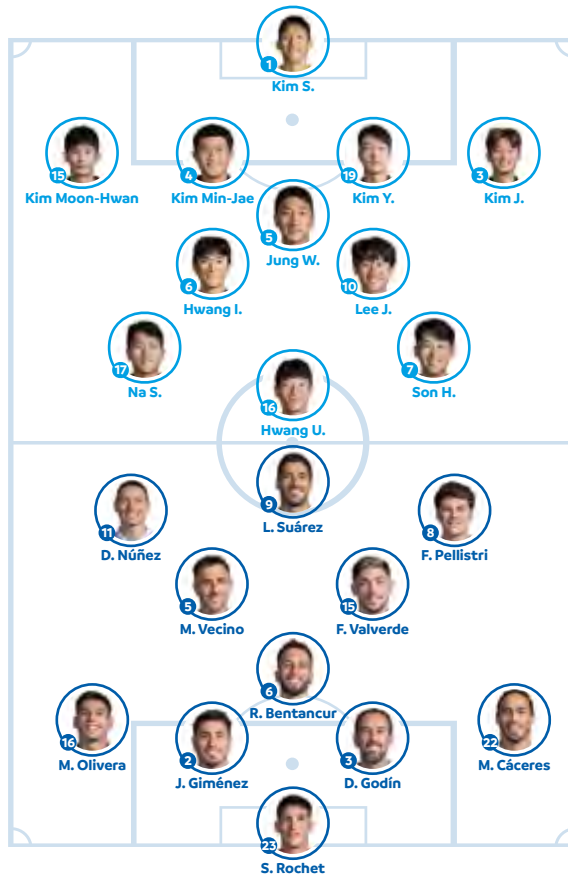
Match 14 - 24 nov 2022 - Referee: C. Turpin

STARTING 11 1-4-3-3

23 S. ROCHET
 2 J. GIMÉNEZ
 3 D. GODÍN (C)
 16 M. OLIVERA ↓ 79'
 22 M. CÁCERES 57'
 5 M. VECINO ↓ 79'
 6 R. BENTANCUR
 15 F. VALVERDE
 8 F. PELLISTRI ↓ 88'
 9 L. SUÁREZ ↓ 64'
 11 D. NÚÑEZ

SUBSTITUTES

1 F. MUSLERA
 12 S. SOSA
 7 N. DE LA CRUZ ↑ 79'
 10 G. DE ARRASCAETA
 13 G. VARELA ↑ 88'
 14 L. TORREIRA
 17 M. VIÑA ↑ 79'
 18 M. GÓMEZ
 19 S. COATES
 20 F. TORRES
 21 E. CAVANI
 24 A. CANOBBIO
 25 M. UGARTE
 26 J. RODRÍGUEZ ↑ 64'



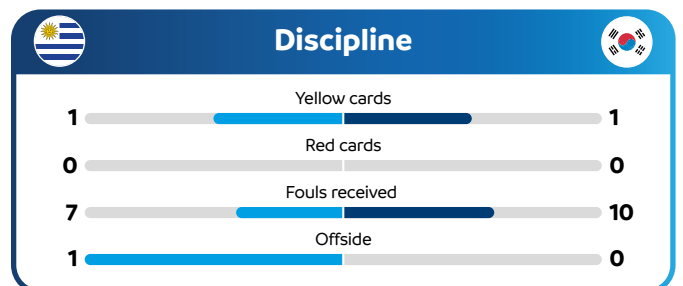
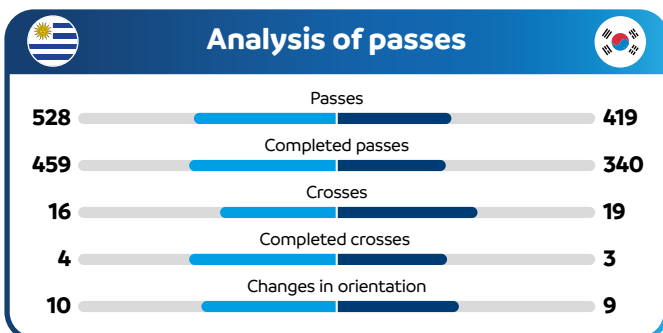
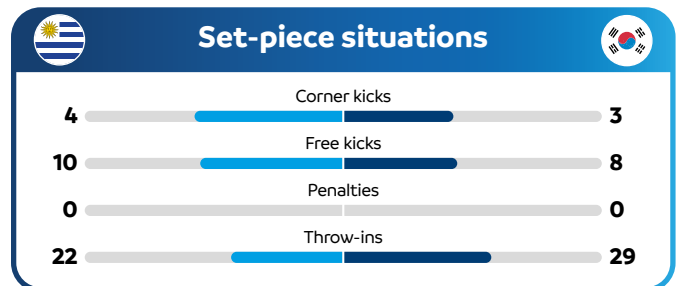

1-4-3-3 **STARTING 11**

KIM S. 1
 KIM J. 3
 KIM MIN-JAE 4
 KIM MOON-HWAN 15
 KIM Y. 19
 JUNG W. 5
 HWANG I. 6
 LEE J. 10
 (C) SON H. 7
 HWANG U. 16
 NA S. 17

SUBSTITUTES

SONG B. 12
 JO H. 21
 YOON J. 2
 PAIK S. 8
 CHO G. 9
 HWANG H. 11
 SON J. 13
 HONG C. 14
 LEE K. 18
 KWON K. 20
 KWON C. 22
 KIM T. 23
 CHO Y. 24
 JEONG W. 25
 SONG M. 26

↓ 74'
↓ 74'
↓ 75'
↑ 74' 88'
↑ 74'
↑ 75'



 Passing map

#	Passes from ↓ to →	23	2	3	5	6	7	9	11	15	16	22	7	13	17	21	
23	S. ROCHET		3	2	1	8				2		2				1	
2	J. GIMÉNEZ	4		14	4	8	3		2	9	6	7				1	1
3	D. GODÍN	2	16		4	14	1			5	1	16	1			1	
5	M. VECINO		6	5		6	1	2	2	1	4	2					
6	R. BENTANCUR	1	14	13	8				2	11	2	12	3				2
8	F. PELLISTRI		1	3		5		1			1	3					
9	L. SUÁREZ					2			1	1	3						
11	D. NÚÑEZ				1	1		2		1	2	1		1			
15	F. VALVERDE		9	13	3	8	3				5	4	3			2	1
16	M. OLIVERA		5	2	4	2	1	1	3	6		3					
22	M. CÁCERES	3	9	8	2	10	8		3	7			1				
7	N. DE LA CRUZ		1			2				4							2
13	G. VARELA		1			1											
17	M. VIÑA					1			1	1		1	1				
21	E. CAVANI								2			2		1	1		

 Passing map

#	Passes from ↓ to →	1	3	4	5	6	7	10	15	16	17	19	9	13	18
1	KIM S.			7	2	2	1	1	1			3		1	
3	KIM J.				1	2	1	3	1	1		3			
4	KIM MIN-JAE	2	3		6	3	2	4	6		4	8	1	3	
5	JUNG W.	2	2	4		4	5	5	7	1	1	9	1		
6	HWANG I.		2	9	3		5	6	7	1	2	4	1		1
7	SON H.		3		1	5		1	4		1			1	
10	LEE J.		2	4	6	5	4		2	1	1	5			
15	KIM MOON-HWAN	2		3	7	9	3	1		1	4	1	1	2	3
16	HWANG U.				2		1	3	1						
17	NA S.			2	1	3	1		4						
19	KIM Y.	5	1	6	5	6	2	2	1		3				
9	CHO G.					1	1		1						
13	SON J.			2	2	1			2			1			2
18	LEE K.				1	1	1		1			1	1	2	

 Top 5 passes to players

Player	Pass to	Total % of passes in team
Diego GODÍN	Martín CÁCERES	3,7%
Diego GODÍN	José María GIMÉNEZ	3,7%
José María GIMÉNEZ	Diego GODÍN	3,2%
Diego GODÍN	Rodrigo BENTANCUR	3,2%
Rodrigo BENTANCUR	José María GIMÉNEZ	3,2%

 Top 5 passes to players

Player	Pass to	Total % of passes in team
Woo-Young JUNG	Young-Gwon KIM	2,8%
In-Beom HWANG	Minjae KIM	2,8%
Moon-Hwan KIM	In-Beom HWANG	2,8%
Min-Jae KIM	Young-Gwon KIM	2,5%
Seung-Gyu KIM	Min-Jae KIM	2,2%

Km travelled



110,2 km



109,6 km

Km travelled at high intensity



14,6 km



14,1 km



PORTUGAL 2 - 0 URUGUAY



Match 32 - 28 nov 2022 - Referee: A. Faghani

STARTING 11 1-4-2-3-1

22	D. COSTA	
3	PEPE	
4	R. DIAS	89'
19	N. MENDES	42'
20	J. CANCELO	
10	B. SILVA	
14	WILLIAM	82'
18	R. NEVES	69', 38'
7	C. RONALDO (C)	82'
8	B. FERNANDES	90+3', 54'
11	J. FÉLIX	82', 77'

SUBSTITUTES

1	R. PATRICIO	
12	J. SÁ	
2	D. DALOT	
5	R. GUERREIRO	42'
6	J. PALHINHA	82'
9	A. SILVA	
15	R. LEO	69'
16	VITINHA	
17	J. MARIO	
21	R. HORTA	
23	M. NUNES	82'
24	A. SILVA	
26	G. RAMOS	82'

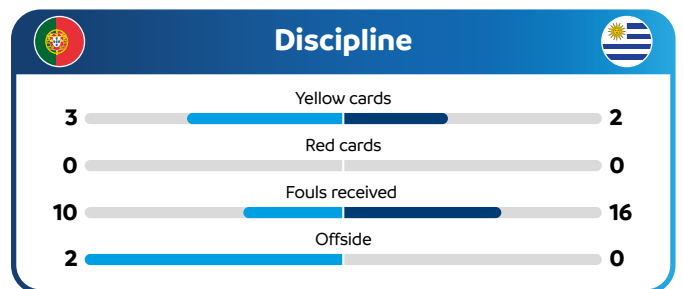
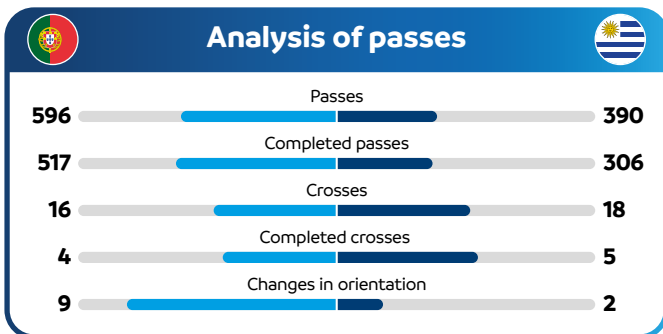
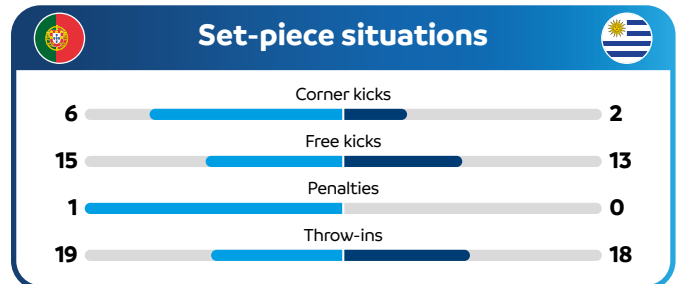
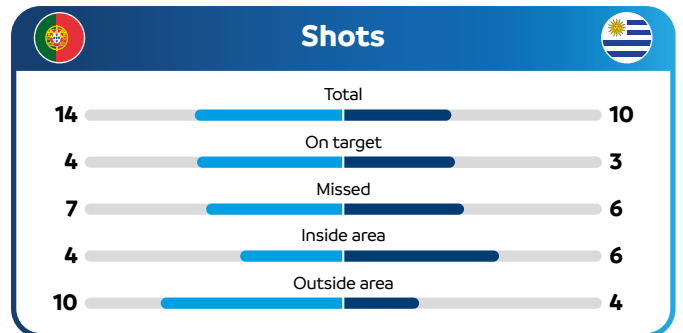



1-3-5-2 STARTING 11


	S. ROCHET	23
49'	J. GIMÉNEZ	2
62'	(C) D. GODÍN	3
	G. VARELA	13
44', 86'	M. OLIVERA	16
	S. COATES	19
62'	M. VECINO	5
	R. BENTANCUR	6
	F. VALVERDE	15
72', 73'	D. NÚÑEZ	11
	E. CAVANI	21


SUBSTITUTES

	F. MUSLERA	1
	S. SOSA	12
	N. DE LA CRUZ	7
62', 73', 62'	F. PELLISTRI	8
	L. SUÁREZ	9
	G. DE ARRASCAETA	10
	L. TORREIRA	14
86', 72'	M. VIÑA	17
	M. GÓMEZ	18
	F. TORRES	20
	M. CÁCERES	22
	A. CANOBBIO	24
	M. UGARTE	25
	J. RODRÍGUEZ	26









 Passing map		#	Passes from ↓	to →	22	3	4	7	8	10	11	14	18	19	20	5	6	15	23	26		
22	D. COSTA					3	10		1		2	1	1		1				1			
3	PEPE	7					5	6	3	4	1	6	5	1	7						1	
4	R. DIAS	8	4					3	3	5	8	6	9	5	5							
7	C. RONALDO						1			5	3	4	7	1	4					1		
8	B. FERNANDES						2	7			7	3	5	2	2	10	1	1		2	2	
10	B. SILVA	2	3				5	4	8			3	8	6	3	3	2			2		
11	J. FÉLIX		3					3	4	1			4	2	2	2	4					
14	WILLIAM	2	6				11	5	2	8	7			3	4	5	4			1		
18	R. NEVES	1	6				4	3	1	3	2	6			5	8	2					
19	N. MENDES	1					5	3	4		3	4	3									
20	J. CANCELO	2	14				2	1	11	2		2	7				2				1	
5	R. GUERREIRO	1					4	1	1	3	2		1							2	4	2
6	J. PALHINHA		1						1						1	2				1		
15	R. LEAO							1	1	1						3	2				1	
23	M. NUNES		1							1						1	1					
26	G. RAMOS								1	3					1							

 Passing map		#	Passes from ↓	to →	23	2	3	5	6	11	13	15	16	19	21	8	9	10	17	18	
23	S. ROCHET						4	1	1	2	1	1		4							
2	J. GIMÉNEZ							2	2	5		6	8	1	8				1		1
3	D. GODÍN	7						1	3	1		1	1	1							
5	M. VECINO		2				1			2		2	1		2						
6	R. BENTANCUR	2	4				1			5	3	8	4	8	1		2	5	1		
11	D. NÚÑEZ						1	1			1	1	3	1	1	1					
13	G. VARELA	2	3					1						2	1	2	3				
15	F. VALVERDE		3				3	2	7	4	4			2	3	1	4		2	2	
16	M. OLIVERA		3				2	4	1						1	1			2		
19	S. COATES	1	9				3	1	2		1	5	4		2	1	2	2	2	2	1
21	E. CAVANI		3				2	1		1	2			1					1		
8	F. PELLISTRI							1		1	2			1					2		1
9	L. SUÁREZ							1			1	1									1
10	G. DE ARRASCAETA		1					3	1	2	2					3	1			1	
17	M. VIÑA											1									
18	M. GÓMEZ							1				1									

 Top 5 passes to players		
Player	Pass to	Total % of passes in team
Joao CANCELO	Pepe	2,8%
William CARVALHO	Rúben DIAS	2,2%
Joao CANCELO	Bruno FERNANDES	2,2%
Diogo COSTA	Rúben DIAS	2%
Bruno FERNANDES	Joao CANCELO	2%

 Top 5 passes to players		
Player	Pass to	Total % of passes in team
Sebastián COATES	José María GIMÉNEZ	3,1%
José María GIMÉNEZ	Sebastián COATES	2,8%
José María GIMÉNEZ	Federico VALVERDE	2,8%
Rodrigo BENTANCUR	Sebastián COATES	2,8%
Rodrigo BENTANCUR	Federico VALVERDE	2,8%

 Km travelled	
	115,7 km
	112,8 km

 Km travelled at high intensity	
	14,8 km
	15,5 km



GHANA 0 - 2 URUGUAY




Match 45 - 02 dic 2022 - Referee: D. Siebert

STARTING 11 1-4-2-3-1

- 1 L. ZIGI
- 4 M. SALISU
- 17 B. RAHMAN
- 18 D. AMARTEY
- 26 S. ALIDU 78'
- 5 T. PARTEY 46'
- 9 J. AYEW 46'
- 10 A. AYEW (C) 90+8'
- 20 K. MOHAMMED 72'
- 21 S. ABDUL SAMED 72'
- 19 I. WILLIAMS 72'

SUBSTITUTES

- 12 D. IBRAHIM
- 16 A. NURUDEEN
- 2 T. LAMPTEY
- 3 D. ODOI
- 6 E. OWUSU 90+8'
- 7 A. ISSAHAKU 72'
- 8 D. KYEREH 46'
- 11 O. BUKARI
- 13 D. AFRIYIE
- 14 G. MENSAH
- 15 J. AIDOO
- 22 K. SULEMANA 86' 46'
- 23 A. DJIKU
- 24 K. SOWAH
- 25 A. SEMENYO 72'

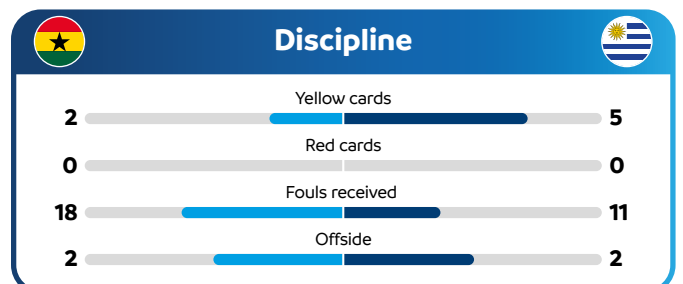
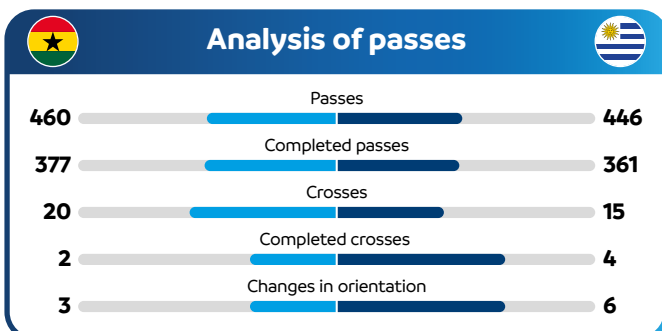
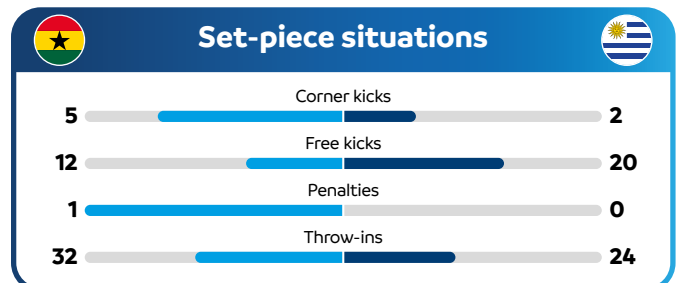
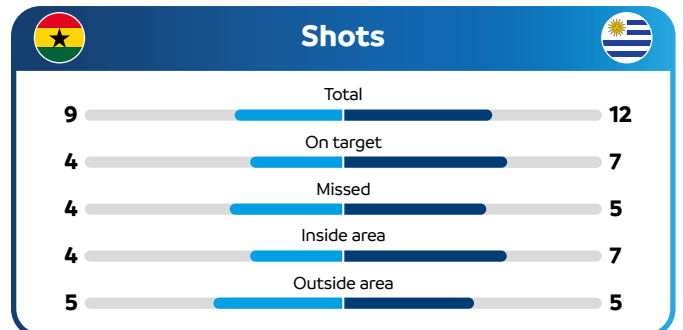
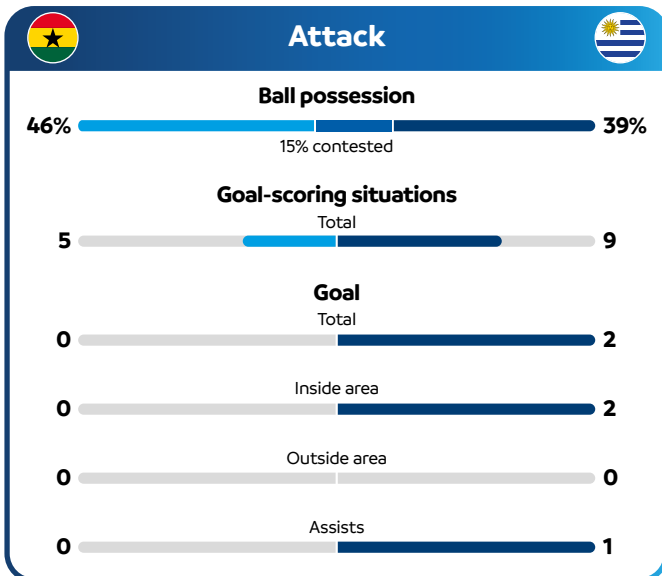


1-4-4-2 **STARTING 11**

- S. ROCHET 23
- J. GIMÉNEZ 2
- G. VARELA 13
- M. OLIVERA 16
- S. COATES 19
- R. BENTANCUR 6
- G. DE ARRASCAETA 10
- F. VALVERDE 15
- F. PELLISTRÍ 8
- (C) L. SUÁREZ 9
- D. NÚÑEZ 11

SUBSTITUTES

- F. MUSLERA 1
- S. SOSA 12
- D. GODÍN 3
- M. VECINO 5
- N. DE LA CRUZ 7
- L. TORREIRA 14
- M. VIÑA 17
- M. GÓMEZ 18
- F. TORRES 20
- E. CAVANI 21
- M. CÁCERES 22
- A. CANOBBIO 24
- M. UGARTE 25
- J. RODRÍGUEZ 26





Passing map

#	Passes from ↓ to →	1	4	5	9	10	17	18	19	20	21	26	7	8	11	22	25
1	L. ZIGI		1	1			3	2		2	7	1	1				
4	M. SALISU	2		9			4	5		3	7	4		1		6	
5	T. PARTEY		9			3	4	10	2	11	9	5		1	4		1
9	J. AYEW			2			2			1	1						
10	A. AYEW		2	2				1			1	1					
17	B. RAHMAN	1	6	2	1	1				1				3		4	
18	D. AMARTEY	2	8	7			3		2	4	7	10		1		2	
19	I. WILLIAMS			1	1			1		2	1				2	1	
20	K. MOHAMMED		2	6	1	1	2		1		3	2		2		3	1
21	S. ABDUL SAMED		6	10	2		5	8		7		6					1
26	S. ALIDU	2	1	8				9	3	4	2				2		
7	A. ISSAHAKU																
8	D. KYEREH			2			6	3		1							1
11	O. BUKARI		1	1			2	2	1	2							
22	K. SULEMANA		1	2			1			2	1			2			
25	A. SEMENYO											1					



Passing map

#	Passes from ↓ to →	23	2	6	8	9	10	11	13	15	16	19	5	7	18	21	24
23	S. ROCHET		2						2	4	2	5	1	1		1	2
2	J. GIMÉNEZ	5		1	3				6	8	2	7	4	2			1
6	R. BENTANCUR		1		1	1	4	2	1	2	3						
8	F. PELLISTRI		1				2	1	3	1			1				
9	L. SUÁREZ		1				4	1		1	2		2				
10	G. DE ARRASCAETA		1	1		1		1		2	2		1	1		1	
11	D. NÚÑEZ					2				3	2		1				
13	G. VARELA		4	2	2	1		2		7			4	1			
15	F. VALVERDE	2	5	3	2	1	4	2	10		5	16	5	1		1	1
16	M. OLIVERA	1			3	3	2	3	1	6		3	5	1	1		
19	S. COATES	1	6	2		2	5	2		9	5		5				
5	M. VECINO		5		2	1	1	1	10	8	4	1		4		1	
7	N. DE LA CRUZ						1		1	2			2			4	3
18	M. GÓMEZ									1							
21	E. CAVANI					2				1	2	1	1				
24	A. CANOBBIO								1				1	1		1	



Top 5 passes to players

Player	Pass to	Total % of passes in team
Thomas PARTEY	Mohammed KUDUS	3,1%
Thomas PARTEY	Daniel AMARTEY	2,8%
Daniel AMARTEY	Alidu SEIDU	2,8%
Salis A. SAMED	Thomas PARTEY	2,8%
Mohammed SALISU	Thomas PARTEY	2,6%



Top 5 passes to players

Player	Pass to	Total % of passes in team
Federico VALVERDE	Sebastián COATES	4,7%
Federico VALVERDE	Guillermo VARELA	2,9%
Matías VECINO	Guillermo VARELA	2,9%
Sebastián COATES	Federico VALVERDE	2,7%
José María GIMÉNEZ	Federico VALVERDE	2,4%

Km travelled



111,7 km



116,5 km

Km travelled at high intensity



14,5 km



16,3 km

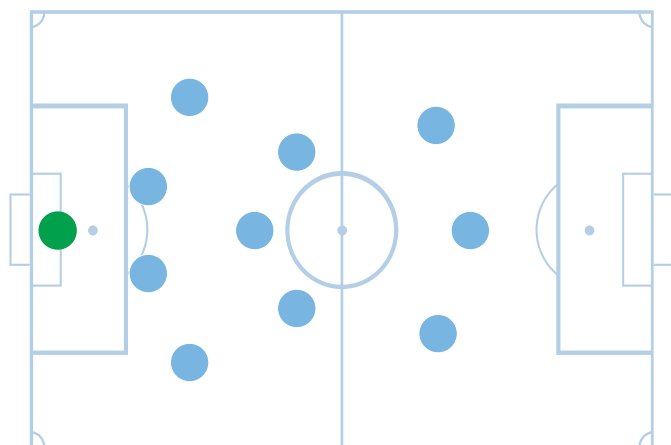


Tactical Analysis of the FIFA World Cup



Systems of Play

The most frequently used system of play in this World Cup in the starting line-ups was 1-4-3-3. Other widely used systems were 1-4-2-3-1, 1-4-4-2, and 1-4-1-4-1. So far, this is what has to do with the structural part of the playing systems.



The value was in the functional part. How the players related to each other to facilitate collective play, for example, in teams that had great performances.

Teams such as France and Brazil used the same starting system (1-4-3-3) in all the matches they played. Even in the matches where both teams used substitutes, France vs. Tunisia and Brazil vs. Cameroon. They changed all the starting players, but the starting formation was the same.

Argentina, on the other hand, used various systems of play to start their matches. They started the tournament with a 1-4-4-2, used 1-5-3-2 against the Netherlands in the quarter-finals, and started with 1-4-3-3 in the final against France. Their coach was very strategic in approaching each match and had smart and versatile players to adapt to the different systems of play. This was achieved even with the system changes made within the match itself, depending on the circumstances of the match.

The other two South American teams, Uruguay and Ecuador, varied their starting systems in each of their matches.

Uruguay against South Korea started with 1-4-3-3, Portugal with 1-5-3-2, and against Ghana with 1-4-4-2. Ecuador, for its part, started with 1-4-4-2 in its first match against Qatar, then went 1-3-4-2-1 against the Netherlands, and 1-4-3-3 in its last match against Senegal.

In addition, many alternative systems of play were used. Coaches generally changed quickly within the same matches, when they realized that the match called for something else.

Circumstantial systems of play were observed, which were neither worked out nor planned, but according to the result of the matches, they were put into practice in the last minutes. For example, the 1-6-3-1 or 1-7-3, defensive, to close the matches at the end of the game. There were also circumstantial systems such as the 1-2-4-4 or 1-2-3-5 offensive systems, in teams desperate for goals in the last moments of the match.

“Coaches generally changed quickly within the same matches, when they realized that the match called for something else”

Defensive Behaviors

The initial defensive tactic that many teams used was “high pressure”; they tried to win the ball back quickly after losing it in the attack. This action was used only at times, never for the whole match in a sustained manner. They then retreated to the middle third of the pitch and in some cases even further back.

Some teams such as Ecuador, England, Morocco, Japan, Poland, Argentina, France, all benefited from this defensive action. They put pressure on their opponents, regained the ball immediately, and scored goals in the same move.

Most teams opted to drop back to their middle third of the field and from there start marking on the recovery of the ball to try to get the attack going quickly from midfield. The goals that came from quick transitions were mostly from balls recovered in midfield.

Among the teams that best performed this defensive tactical variation to immediately transform it into a quick attack were: France, Argentina, England, Portugal, Ecuador, and Serbia.

Two goals by Serbia against Switzerland, two goals by Portugal against Ghana, and the second and third goals by Argentina in the final against France stood out in this game situation.

Among the teams that frequently used the “retreat to defend” tactic in their extreme defense, Morocco stood out.

The African team used a 1-4-1-4-1 formation when they had to defend in their low block.

Their results of zero goals conceded in four matches, against Croatia, Belgium, Spain, and Portugal, are based on their excellent defensive work.

Saudi Arabia was surprising in the first match against Argentina, using a defensive system of pressure on the ball in their middle third, and applying the cutback of their last line playing with the advanced position. It is a defensive system rarely used these days, but it worked in that match.

“Most teams opted to drop back to their middle third of the field and from there start marking on the recovery of the ball to try to get the attack going quickly”



Offensive Behaviors

There was a lot of positional play, with a high percentage of wingers playing with a changed profile, using width as an offensive tactical principle.

Mbappé and Dembelé in France, Vinicius and Raphinha in Brazil, Di María and Mac Allister in Argentina, Ziyech and Boufal in Morocco, and Saka and Foden in England are some examples of this behavior.

As a result of this positional play, the creation of space in central lanes allowed many goal situations with direct and frontal passes.

The importance of the cross-back pass, on the edge or outside the area, down low, for the arrival and completion of the players who supported them through the central area, was a widely used move and with good results. Example: Argentina's first goal against Poland, scored by Mac Allister.

The teams with a good percentage of ball possession (width) and good conceptualization in direct transitions (depth), finally achieved the most effective offensive behaviors and also the best rankings in the tournament: Argentina, France, Croatia, Brazil, and the Netherlands. Morocco was the big revelation with excellent defensive performance and efficiency in direct transitions.

Direct play was also decisive in some matches. Belgium beat Canada 1-0 with a long ball from the defensive zone for Michy Batshuayi's game-winning goal. Also decisive was Japan's second goal, scored by Asano, in a 2-1 win over Germany.

The decisive and influential role of the technical-tactical element in the execution of the free kick from the penalty spot in deciding very important games and classifications continues to be ratified.

As a thought-provoking reflection, there were offensive proposals with a center-forward and wingers with a different profile, who closed down. Nonetheless, in some cases the full-backs did not move forward, so they did not use the surprise factor on the flanks.

“As a result of this positional play (positioning), the creation of space in central lanes allowed many goal situations with direct and frontal passes”



Defensive Transitions

In the transitions from attack to defense, two aspects must be clear, the physical and the mental. When losing the ball, defensive transitions can be carried out in two ways, trying to regain the ball immediately, pressing forward, or, alternatively, retreating to the defensive zone.

The two finalist teams, Argentina and France, were the ones who handled these two alternatives best in defensive transitions. At times they pressed immediately after losing the ball in attack, and when successful often going to score goals. In other situations, they carried out the defensive transitions with orderly retreats and rationally covering the spaces. They alternated short and long returns, timing individually or as a block, according to the reading they gave to each play.

Croatia and Morocco carried out the defensive transitions with a lot of solidarity from their players, thus achieving a positive defensive balance. They even had numerical superiority behind the ball in quick retreats toward the defense, thus nullifying the progress and possible finishing of their opponents.

Two teams that deserve mention for their speedy handling of the two transitions, both in attack and defense, are South Korea and Japan. Loyal representatives of Asian football, with planning, discipline, and effort, they played a leading role as shown with the results obtained.

A special case was Spain, who in their game concepts always managed the immediate recovery of the ball after losing it, in case of not achieving this they generally had defensive problems when it came to quick retreats to their last line of defense.

“Argentina and France were the ones who handled these two alternatives best in defensive transitions pressing forward, or, alternatively, retreating to the defensive zone.”



Offensive Transitions

In this World Cup, fast counter-attacks (defense-attack transitions) were the strength of several teams.

For example, Di Maria's goal in the final of the tournament was a quick, perfect transition, accompanied by a great finish. The two finalists, Argentina and France, were the two teams that best interpreted the offensive transitions. When they had to make elaborate attacks to break down tight defenses they did so, and when they had open spaces to make quick transitions they also did very well.

The Moroccan national team, in most of the games, opted for a compact defense, followed by quick transitions and thus overcome teams that statistically had much more ball possession, such as Belgium, Portugal, and Spain, to set a high point of reference in this behavior.

A totally opposite case to the behavior of fast transitions was Spain. They opted for their model of play, possession football, where their purpose was to possess the ball in order to dominate their opponents. Overcoming lines of pressure and thus finding advantages in the completion of their moves.

Spain was the team with the highest ball possession, with an average of 77% per game, and also in the number of passes, 853 completed per game.

They left the World Cup leaving a void for lovers of positional play.

As a manifestation of attacking transitions, there is a technical element that has a great impact on this issue, namely individual ball control.

One example was the goal scored by Julián Álvarez of Argentina against Croatia.

Japan made an impact, despite not having a footballing culture with a long history in the World Cups, they beat Spain and Germany in the group phase, with a decisive performance in fast attacks. Morocco also stood out as a great exponent of this style.

“Morocco opted for a compact defense, followed by quick transitions and thus overcame teams that statistically had much more ball possession.”



Set-piece situations

The number of goals that were generated in SPS (set-piece situations) was 27%. If we compare this with the 37% that occurred in the previous World Cup in Russia 2018, the first issue for reflection and analysis appears.

CONCLUSIONS:

- 1- At Russia 2018, all four teams that reached the finals of the tournament were European. Greater power in the aerial game.
- 2- In Qatar 2022, of the four that reached the finals, there were two European, one African, and one South American.
- 3- More attention was paid to defensive details at corner kicks and free kicks from the wings.

GOALS DISTRIBUTION

Total of goals: **46**

Distributed as follows:

Corner Kicks	13 goals
Direct free kicks	3 goals
Indirect free kicks	9 goals
Penalties	17 goals
Throw-ins	4 goals

DEFENSE:

Most teams used mixed marking at corner kicks. They placed two or three free men and the rest of them marked the opposing attackers individually.

Brazil, Germany, South Korea, Poland, and Senegal were the teams that used zone marking at corner kicks.

At free kicks from the sides and semi-front areas, zonal marking was implemented. The tendency was to defend as far away from their goal as possible.

ATTACK:

Thirteen goals were converted from corner kicks. Only 2 of them were directed into the box, header, and goal.

The remaining 11 were; 2 from set pieces, and 9 from deliveries that were previously deflected.

Goals scored by the four teams that reached the finals of the tournament (7 matches each).

Argentina scored 7 goals from set pieces.

France scored 3, Morocco 2, and Croatia 1.

In the attack-defense equation, Argentina: 7 goals scored and 3 conceded; balance +4.

Morocco: 2 goals scored 1 conceded; balance +1.

France: 3 goals scored and 3 conceded; 0 for 0.

Croatia: 1 goal scored and 3 conceded; balance -2.

Penalty shoot-out:

In this type of tournament, penalty kicks are becoming increasingly important. The control of the VAR, the changes in the regulations, the special technique of the goalkeepers for this instance, and the efficiency of the penalty kickers, have made it necessary to study, observe and analyze this special and decisive situation in depth.

Some goalkeepers had decisive performances in this category. Emiliano Martinez of Argentina saved two shots in the match against the Netherlands and was also decisive in the final against France. Yassine Bounou of Morocco was the hero in the victory over Spain, saving 2 penalties in magnificent work.

Dominik Livakovic of Croatia had an outstanding performance, saving three penalties in the shootout against Japan and then had another save against Rodrygo as his team eliminated Brazil.



Tendencies



Tendencies

There was an element that we consider a trend; ADAPTABILITY. The parity that exists in the power of the national teams, faced with the different characteristics of European, Asian, African, North American, or South American football, for example, means that the teams in general and the football players in particular, have to adapt permanently to the demands of each opponent.

The parity of strengths between teams from different continents was reflected in the 4 teams that reached the final stages of the tournament. Two European (France and Croatia), one South American (Argentina), and one African (Morocco). The adaptability of the teams for each match and to each of their opponents, plus the flexibility of the players within their own team.

The players had very little time to work with their national team prior to the competitions, therefore, they had to adapt quickly to their national team and the way they play, which will surely be different from the way their team plays where they perform regularly.

A tactical tendency that was widely used was playing on the wings. Individually, it had outstanding performers, with wingers playing on the opposite side of the field to their normal position. Mbappé and Dembelé in France, Raphinha and Vinicius in Brazil, Di María in Argentina, Ziyech and Boufal in Morocco, Saka in England; are proof that this is one of the most used variants in the attack. Cutting diagonally to the inside of the attack to take advantage of their more skilled foot, is an offensive move that is proving to be very successful.

VERSATILE PLAYERS

The need to adapt to the characteristics of the opponents and the different alternatives that a match may present

requires versatile players to solve problems. The two finalist teams have midfielders who fulfill all the functions and do it very well. Tchouaméni and Rabiot in France, and Enzo Fernández and Mac Allister in Argentina; they ran, scored, and were involved directly with the plays leading up to a goal. Casemiro and Paqueta in Brazil, Moisés Caicedo in Ecuador, and Rodrigo Bentancur in Uruguay also showed adaptability and outstanding play.

“Adaptability of the teams to each match and to each of their opponents, and the flexibility of the players to their own team”







Goals



Dream big:

Types of goals

The teams that had the highest numbers in ball possession and pass per game (Spain, Germany, Portugal, England, Denmark) did not make it to the final four. On the other hand, it appears that most of the goals scored were through elaborate attacks.

As a conclusion, it is worth highlighting and emphasizing that “possession of the ball” is not the same thing as “deep and effective playmaking”. The fact that one team has a higher percentage of possession than another does not necessarily mean that they have created more goal-scoring situations. On the other hand, when they are more effective than their opponents, they are generally more successful.



Elaborated Attack: **71** goals

64

Inside the box

7

Outside the box

Direct Play: **15** goals

15

Inside the box

0

Outside the box

Quick Transitions: **32** goals

32

Inside the box

0

Outside the box

High Pressure: **8** goals

5

Inside the box

3

Outside the box

Corner Kicks: **13** goals

13

Inside the box

0

Outside the box

Free Kicks: **12** goals

9

Inside the box

3

Outside the box

Penalty kicks and throw-ins: **21** goals

21

Inside the box

0

Outside the box



Dream big:

Where the goals were scored from



 **172** Total goals in the tournament






Acknowledgements



Emiliano Martínez



CONMEBOL always emphasizes the roots, the identity of South American players, and the special and unique traits of their players. In football, the position of the goalkeeper is a very singular one. It is the only player who must use both their hands and feet. But that's not all, a mistake usually ends in a goal for the rival. Or the other way around, a save in the final minute can give your team the victory... or saving a penalty can be the key to winning a title.

Emiliano “Dibu” Martínez was the best goalkeeper of the World Cup and he deservedly received the Golden Glove. When highlighting who his role models have been, he went back to his roots: “My idols are my father and my mother. I am what I am because of them.” A statement that he learned to value over time: “I have always looked up to the great goalkeepers, but my parents were my idols. They worked 12 hours a day to give me everything and now my achievements are for them”.

The most extraordinary save of the World Cup was undoubtedly the one made by Martínez against Kolo Muaní, in the last minute of extra time, in the final against France. This allowed Argentina to go to the penalty shootout and be crowned champions.

Emiliano Martínez's performance was also decisive in the penalty shootouts. He saved two penalties in the final against the Netherlands, to qualify for the semifinals of the tournament, taking a big step toward his goal of winning the title. Then, in the final against France, he saved Kingsley Coman's shot, proving once again that he is great when it comes to penalties shootouts. He has a very special temperament, a player who takes the lead in decisive moments.

He was one of the main reasons for the World Championship title that Argentina holds today.

Lionel Scaloni

Conmebol's TSG has decided to declare Lionel Scaloni as the best coach of the FIFA World Cup held in Qatar 2022.

FIFA, also, after a vote by the coaches and captains of national teams that make up the highest body of football, awarded Scaloni as the best coach of the World Cup.

His work, together with that of his coaching staff, at the head of the Argentina national team since September 2018, having obtained the Copa America "Brazil 2021", the "Finalísima" (CONMEBOL - UEFA Champions Cup) in June 2022, and the FIFA World Cup in "Qatar 2022"; determine that this worldwide recognition is most deserved.

It is worth mentioning the entire coaching staff that has worked with Scaloni, demonstrating the importance of teamwork.

With these achievements with the Argentine national team, history will surely place Lionel Scaloni at the same level as César Luis Menotti, Carlos Salvador Bilardo, Mário Lobo Zagallo, Carlos Alberto Parreira or Luiz Felipe Scolari; among the great coaches that South American football has had, and who have also won the FIFA World Cup.

This fact revalues the ability of young South American coaches and the respect they constantly show for the old masters of the game.

SCALONI'S QUOTES

"The systems are all similar, the difference is made by the players".

"Rather than saying that the World Cup is won by teams that defend well, I rather say that it is won by intelligent, cautious teams that know when to attack, and when to defend".

"Since I arrived, up until today, I have always said that Mauro Silva was my role model."

FROM CHAMPION TO CHAMPION

Mauro Silva on Scaloni

"What I always highlight about Leo is the attitude, the character, always willing to fight for the win."

"He tactically organized the team very well; he made quick changes when he had to. In a World Cup it is key to be quick and he was extremely alert with that".

"Conquests in life are not achieved only with technique and with the mind, the heart is also essential and Leo has a great heart, with a great desire to succeed."



Lionel Messi

At the age of 35, on his fifth attempt (2006, 2010, 2014, 2018, and 2022), Lionel Messi wins the most important title of his career, the FIFA World Cup. He was also named best player of the tournament, playing every minute of every match, including extra time; in an extraordinary way, as he has always done, week after week since 2004 when he made his debut in Barcelona's first team.

He's an example of an athlete for the new generations, because of his professionalism, perseverance, humility, values, family, and of course, his unmatched talent. Every time he "rubs the lamp" he fulfills the wishes of fans and supporters. A South American "Aladdin", a magician with the ball, who for 15 years has shown all kinds of possible tricks on a football field.

He is the faithful heir to a rich history of extraordinary South American footballers.

SCARONE, PELÉ, AND MARADONA

Between 1917 and 1930, the Uruguayan football player Héctor Scarone was considered the best player in the world. To his extraordinary talent, he added titles, winning the Olympics of 1924 in France, 1928 in Holland, and the world cup 1930 in Uruguay. He also won the 1917, 1923, 1924, and 1926 South American Cups.

From Scarone to Messi, Alfredo Di Stefano in the '50s, "King" Pele in the '60s, and Diego Armando Maradona in the '80s. All players with a unique, unmatched talent, who were and will continue to be a reference for the whole world. But in addition to this, talents continue to emerge from the inexhaustible breeding ground of football that is South America.





- CONMEBOL -
EVOLUCIÓN

@conmebol



South American Football Confederation

Avda. Sudamericana y Valois Rivarola - Luque, Paraguay

Tel.: +595 21 517 2000

www.conmebol.com